

NATURA ESTERNO SINTERED STONE

AMPIO LINE = LARGE SIZES
AVVIO LINE = REGULAR THICKNESSES (1CM, 2CM, 1.8CM...)
DURO LINE = 3CM
PASSI LINE = STEPPING STONES, THICK PAVERS, COBBLESTONES ETC.
STRATI LINE = BRICK / VENEER STYLE (NEW)



NATURA
SINTERED STONE
by Marble Trend

USA



MALTA



CROATIA



UAE



SAN MARINO



KOREA



ISRAEL



ITALY





GERMANY



TAIWAN



USA



UKRAINE


BELGIUM



ITALY



USA



TAIWAN



NETHERLANDS





FRANCE



ITALY



SWITZERLAND



GERMANY

ITALY



UNITED KINGDOM



SWITZERLAND



ITALY



NETHERLANDS



GERMANY



UNITED KINGDOM



GREECE



SINTERED STONE

Sintered stone, high-end porcelain stoneware, is a very versatile artificial material for the numerous uses in infinite projects of external and internal environments. It can in fact be used for paving and cladding, for ventilated facades and swimming pools. It is made up of a special blend of natural minerals selected for their high quality, compacted and joined through a process that does not require the use of resins and chemical binders called sinterization process. The surface obtained is characterized by its extreme resistance to scratches, high temperatures, chemical agents and UV rays, in addition to a high ability to resist stains, an almost zero absorption factor and high mechanical strength.

GRÈS CÉRAME

Le grès cérame est un matériau artificiel très polyvalent qui peut être utilisé dans d'innombrables projets d'extérieur et d'intérieur. Il peut être utilisé pour les sols et les revêtements, pour les façades ventilées et les piscines. Il s'agit d'un mélange spécial de minéraux naturels sélectionnés pour leur grande qualité, compactés et assemblés par un procédé qui ne nécessite pas l'utilisation de résines et de liants chimiques qu'on appelle frittage. La surface obtenue est caractérisée par son extrême résistance aux rayures, aux températures élevées, aux agents chimiques et aux rayons UV, outre la résistance aux taches, un degré d'absorption presque nul et une grande résistance mécanique.



DRIVE-OVER

CARRABILE - BEFAHRBARKEIT - CARROSSABLE



RESISTANT TO HEAVY LOADS

RESISTENTE AI CARICHI ELEVATI - BESTÄNDIG GEGEN HOHE LASTEN - RÉSISTANT AUX CHARGES LOURDES



RECTIFIED WITH BEVEL

RETTIFICATO CON SMUSSO - REKTIFIZIERT - RECTIFIÉ AVEC BISEAU



ANTISLIP

ANTISCIVOLO - RUTSCHFEST - ANTIDÉRAPANT



LOW WATER ABSORPTION

BASSO ASSORBIMENTO D'ACQUA - ABSORBIERT NICHT - FAIBLE ABSORPTION D'EAU



FIREPROOF

IGNIFUGO - FEUERHEMMENT - RÉSISTANT AU FEU



NO TREATMENTS REQUIRED

NON RICHIEDE TRATTAMENTI - KEINE WEITERE BEHANDLUNG NOTWENDIG - AUCUN TRAITEMENT NÉCESSAIRE



EASY TO CLEAN

FACILE DA PULIRE - PFLEGELEICHT - FACILE À NETTOYER



RESISTANT TO MILDEW AND MOSS

RESISTENTE A MUFFA E MUSCHIO - KEINE BESCHÄDIGUNG DURCH SCHIMMEL UND MOOS - RÉSISTANT À LA MOISSURE ET À LA MOUSSE



THERMAL SHOCK RESISTANT

RESISTENTE AGLI SBALZI TERMICI - WIDERSTANDSFÄHIG BEI TEMPERATURSCHWANKUNGEN - RÉSISTANT AUX CHOCS THERMIQUES



RESISTANT TO CHEMICALS

RESISTENTE ALL'ATTACCO CHIMICO - BESTÄNDIG GEGEN CHEMISCHE PRODUKTE - RÉSISTANT AUX PRODUITS CHIMIQUES



STAIN RESISTANT

RESISTENTE ALLE MACCHIE - BESTÄNDIG GEGEN FLECKEN - RÉSISTANT AUX TÂCHES



ABRASION RESISTANT

RESISTENTE ALL'ABRASIONE - ABRIEFEST - RÉSISTANT À L'ABRASION



FROST RESISTANT

RESISTENTE AL GELO - FROSTFEST - ANTIGEL



COLOR RESISTANCE TO LIGHT

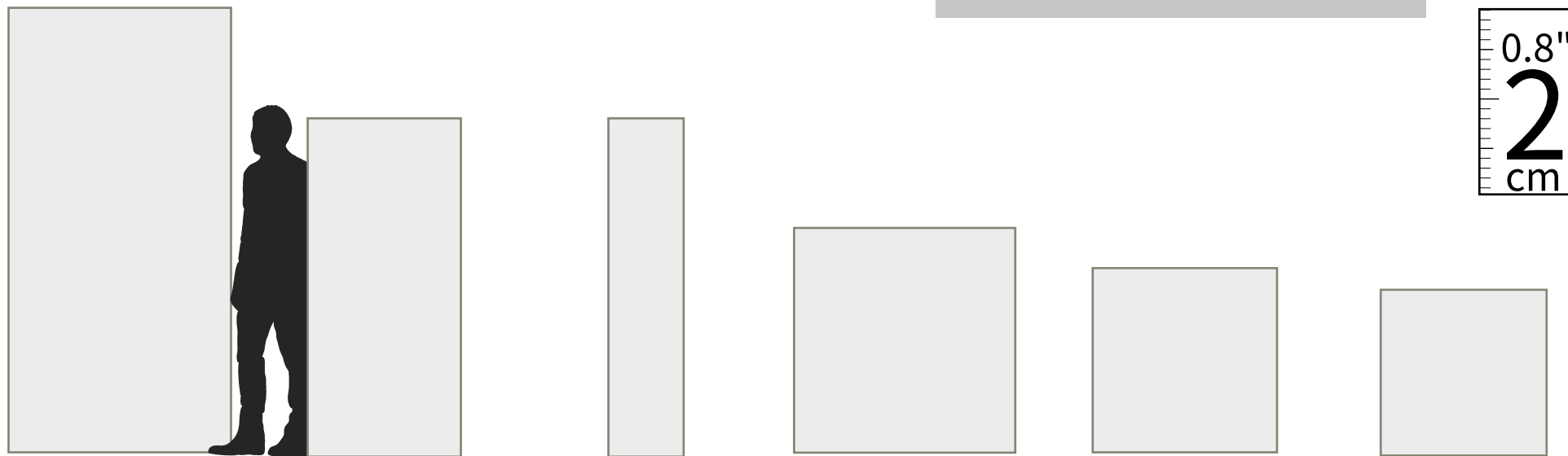
RESISTENZA CROMATICA ALLA LUCE - KEINE VERFÄRBUNG DURCH LICHTEINSTRALHUNG - COULEUR RÉSISTANTE AUX UV

TECHNICAL FEATURES

CARATTERISTICHE TECNICHE
TECHNISCHE MERKMALE
CARACTERISTIQUES TECHNIQUES

NATURA
SINTERED STONE
by Marble Trend

SIZE RANGE



120x240x2 cm
48"x96"x0.8"


80x180x2 cm
32"x72"x0.8"

40x180x2 cm
16"x72"x0.8"


120x120x2 cm
48"x48"x0.8"

100x100x2 cm
40"x40"x0.8"


90x90x2 cm
36"x36"x0.8"



80x80x2 cm
32"x32"x0.8"




50x100x2 cm
20"x40"x0.8"




60x90x2 cm
24"x36"x0.8"




60x60x2 cm
24"x24"x0.8"




60x120x2 cm
24"x48"x0.8"




40x120x2 cm
16"x48"x0.8"



45x90x2 cm
18"x36"x0.8"



40,8x61,4x2 cm
16"x24"x0.8"



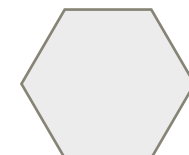
40x80x2 cm
16"x32"x0.8"



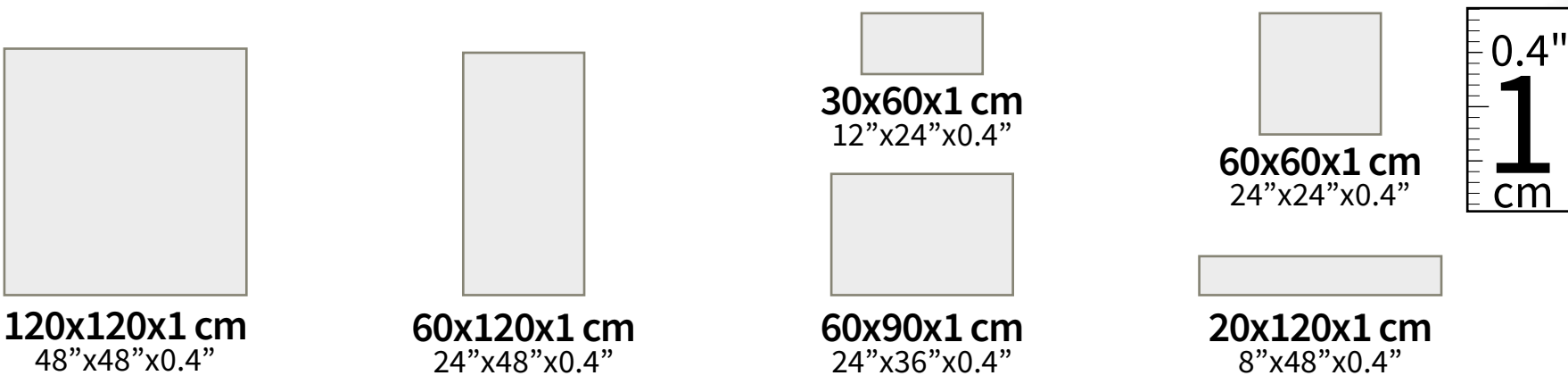
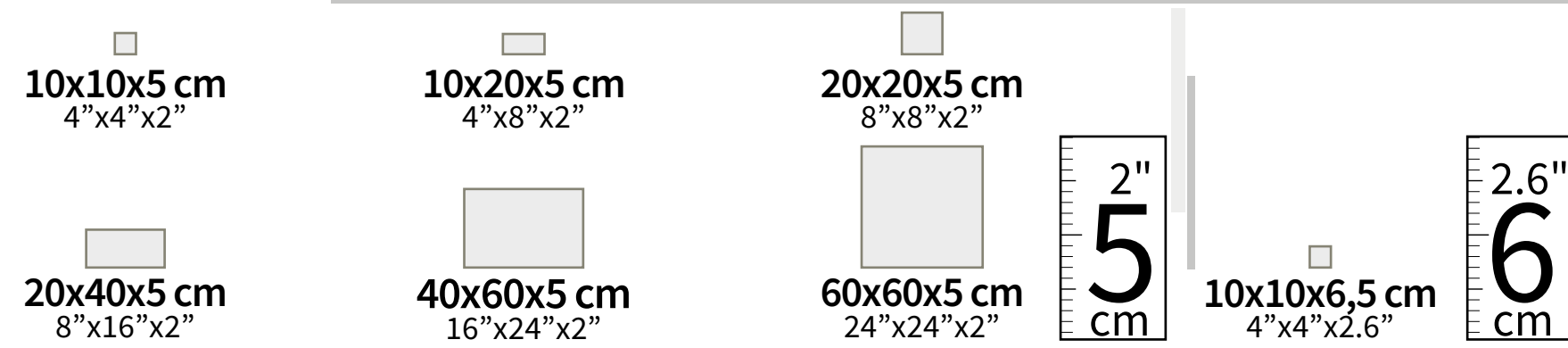

40x80x2 cm
16"x32"x0.8"



Ø 42x36x2 cm
16"x14"x0.8"



Ø 60x52x2 cm
24"x20"x0.8"





AVVIO APULIA, 60x120x2 cm (24"x48"x0.8")
HONG KONG, CHINA

NETHERLANDS



USA



MALTA





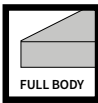
AVVIO APULIA GRIGIONI, 60x60x2cm (24"x24"x0.8")
BRUSSELS, BELGIUM

Marble Trend Ltd. | marbletrend.com | info@marbletrend.com | (416) 783-9911 | 1-800-479-2931

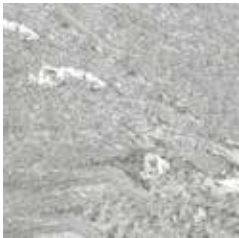
0.8"
2 AVVIO APULIA
cm



R11



120x120x2 cm
48"x48"x0.8"



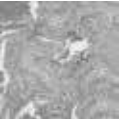
60x120x2 cm
24"x48"x0.8"



45x90x2 cm
18"x36"x0.8"

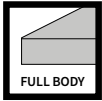



60x60x2 cm
24"x24"x0.8"



0.8"
cm

2 AVVIO BRENTA



60x60x2 cm
24"x24"x0.8"





AVVIO BRENTA, 60x60x2 cm (24"x24"x0.8")

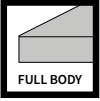
BRESCIA, ITALY



AVVIO GUBBIO, 30x60x2 cm (12"x24"x0.8")
SAN MARINO

0.8"
2
cm

AVVIO GUBBIO



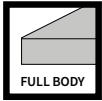

60x60x2 cm
24"x24"x0.8"



0.8"

2 AVVIO ENNA

cm



60x60x2 cm
24"x24"x0.8"



60x120x2 cm
24"x48"x0.8"



40x120x2 cm
16"x48"x0.8"





AVVIO ENNA 60x60x2 cm (24"x24"x0.8")
BERGAMO, ITALY



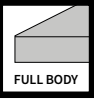
AVVIO CALABRIA, 60x60x2 cm (24"x24"x0.8") - 45x90x2 cm (12"x36"x0.8")
VERONA, ITALY

0.8"
2
cm

AVVIO CALABRIA



R11



120x120x2 cm
48"x48"x0.8"



60x60x2 cm
24"x24"x0.8"



45x90x2 cm
18"x36"x0.8"

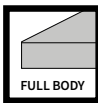


0.8"
2
cm

AVVIO ABRUZZO



R11



120x120x2 cm
48"x48"x0.8"



60x60x2 cm
24"x24"x0.8"



60x120x2 cm
24"x48"x0.8"





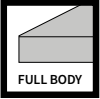
AVVIO ABRUZZO, 60x120x2 cm (24"x48"x0.8")
BERGAMO, ITALY



AVVIO MERANO, 60x60x2 cm (24"x24"x0.8")
TAIPEI, TAIWAN

0.8"
2
cm

AVVIO MERANO



60x60x2 cm
24"x24"x0.8"

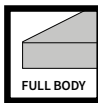
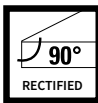


0.8"
2
cm

AVVIO DIMARO



R11



60x120x2 cm
24"x48"x0.8"



60x60x2 cm
24"x24"x0.8"



45x90x2 cm
18"x36"x0.8"





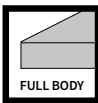
AVVIO DIMARO, 60x60x2 cm (24"x24"x0.8")
HOUSTON, USA



AVVIO POMBIA, 30x60x2 cm (12"x24"x0.8")
HONG KONG, CHINA

0.8"
cm

2 AVVIO POMBIA



60x120x2 cm
24"x48"x0.8"



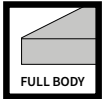
60x60x2 cm
24"x24"x0.8"



0.8"

2 AVVIO INARZO


cm



60x120x2 cm
24"x48"x0.8"



60x60x2 cm
24"x24"x0.8"

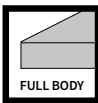


40x120x2 cm
16"x48"x0.8"



0.8"
cm

2 AVVIO NUORO



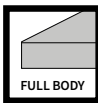
60x60x2 cm
24"x24"x0.8"



0.8"

2
cm

AVVIO SALARA




60x60x2 cm
24"x24"x0.8"





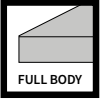
AVVIO SALARA, 60x60x2 cm (24"x24"x0.8")
TURIN, ITALY



AVVIO SICILIA, 60x60x2 cm (24"x24"x0.8") - 60x120x2 cm (24"x48"x0.8")
BERGAMO, ITALY

0.8"
cm

2 AVVIO SICILIA



120x120x2 cm
48"x48"x0.8"



60x120x2 cm
24"x48"x0.8"



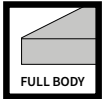

60x60x2 cm
24"x24"x0.8"



0.8"

2 AVVIO OSSONA

cm



60x60x2 cm
24"x24"x0.8"



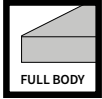



AVVIO OSSONA 30x60x2 cm (12"x24"x0.8"), AVVIO ABRUZZO 30x60x2 cm (12"x24"x0.8")


MILAN, ITALY

0.8"
cm

2 AVVIO FORCE

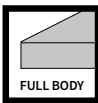


60x60x2 cm
24"x24"x0.8"



0.8"
cm

2 AVVIO LIONI



120x120x2 cm
48"x48"x0.8"



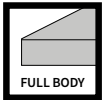

60x60x2 cm
24"x24"x0.8"



0.8"

2 AVVIO UMBRIA

cm



120x120x2 cm
48"x48"x0.8"



60x120x2 cm
24"x48"x0.8"



45x90x2 cm
18"x36"x0.8"



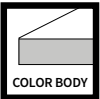

60x60x2 cm
24"x24"x0.8"




0.8"

2 AVVIO RIVELLO

cm



60x120x2 cm
24"x48"x0.8"



0.8"
2
cm

AVVIO PATRICA



60x120x2 cm
24"x48"x0.8"



60x60x2 cm
24"x24"x0.8"



40x80x2 cm
16"x32"x0.8"

NEW




45x90x2 cm
18"x36"x0.8"

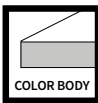


0.8"
2
cm

AVVIO MEDOLLA



R11



60x120x2 cm
24"x48"x0.8"




60x60x2 cm
24"x24"x0.8"



NEW

40x80x2 cm
16"x32"x0.8"



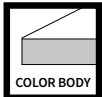
45x90x2 cm
18"x36"x0.8"



0.8"

2 AVVIO OSSIMO

cm

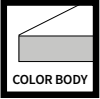


50x100x2 cm
20"x40"x0.8"




0.8"
2
cm

AVVIO MERGO



50x100x2 cm
20"x40"x0.8"

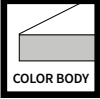




AVVIO SAN RUFO, 40x120x2 cm (16"x48"x0.8")
BERGAMO, ITALY

0.8"
2
cm

AVVIO SAN RUFO



40x120x2 cm
16"x48"x0.8"




NEW
40x80x2 cm
16"x32"x0.8"



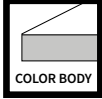
0.8"

2
cm

AVVIO ROSSANA



R11




40x120x2 cm
16"x48"x0.8"



NEW

40x80x2 cm
16"x32"x0.8"





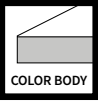
AWVIO ROSSANA, 40x120x2 cm (16"x48"x0.8")
MILAN, ITALY




AVVIO TREVILLE 40x120x2 cm (16"x48"x0.8")
BERGAMO, ITALY

0.8"
2
cm

AVVIO TRE VILLE



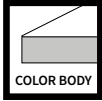

40x120x2 cm
16"x48"x0.8"



0.8"

2 AVVIO GADONI

cm

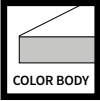


40x120x2 cm
16"x48"x0.8"



0.8"
2
cm

AVVIO ARTENA



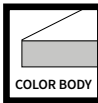
40x80x2 cm
16"x32"x0.8"



0.8"

2
cm

AVVIO TERAMO



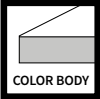
NEW

40x80x2 cm
16"x32"x0.8"



0.8"
2
cm

AVVIO BRENNA



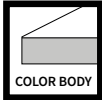

40x80x2 cm
16"x32"x0.8"



0.8"


2 AVVIO BARZIO

cm



40x80x2 cm
16"x32"x0.8"





AVVIO BARZIO, AVVIO ARTENA, AVVIO COMANO 40x80x2 cm (16"x32"x0.8")

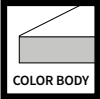
SAINT JULIAN'S, MALTA



AVVIO COMANO, 40x80x2 cm (16"x32"x0.8")
MILAN, ITALY

0.8"
2
cm

AVVIO COMANO



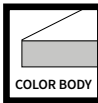
40x80x2 cm
16"x32"x0.8"





0.8"

2
cm

AVVIO CARBONE

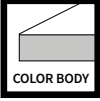


60x90x2 cm
24"x36"x0.8"



0.8"
2
cm

AVVIO CENGIO



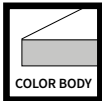
60x90x2 cm
24"x36"x0.8"



0.8"


2 AVVIO GROSSO

cm



60x90x2 cm
24"x36"x0.8"





AVVIO GROSSO, 60x90x2 cm (24"x36"x0.8")

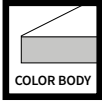
ROME, ITALY



AVVIO BAROLO, 60x90x2 cm (24"x36"x0.8")
PADUA, ITALY

0.8"
2
cm

AVVIO BAROLO



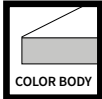
60x90x2 cm
24"x36"x0.8"



0.8"

2 AVVIO MELLO

cm

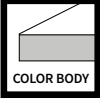


60x90x2 cm
24"x36"x0.8"



0.8"
2
cm

AVVIO LAURIA



60x90x2 cm
24"x36"x0.8"



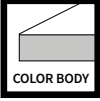


AVVIO ERULO, 60x90x2 cm (24"x36"x0.8")
HUSTON, USA


Marble Trend Ltd. | marbletrend.com | info@marbletrend.com | (416) 783-9911 | 1-800-479-2931

0.8"
2
cm

AVVIO ERULO



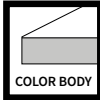
60x90x2 cm
24"x36"x0.8"



0.8"

2 AVVIO AMATO

cm

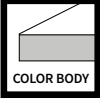


60x90x2 cm
24"x36"x0.8"



0.8"
cm

2 AVVIO FOBELLO



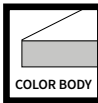
60x90x2 cm
24"x36"x0.8"




0.8"

2
cm

AVVIO DORNO

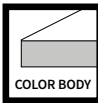


60x90x2 cm
24"x36"x0.8"



0.8"
2
cm

AVVIO TISSI



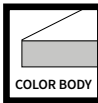
60x90x2 cm
24"x36"x0.8"



0.8"


2
cm

AVVIO ALTO




60x90x2 cm
24"x36"x0.8"





AVVIO ALTO, 60x90x2 cm (24"x36"x0.8")

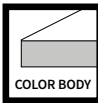
BERGAMO, ITALY



AVVIO ARCHI, 90x90x2 cm (36"x36"x0.8")
HERZLIYA, ISRAEL

0.8"
2
cm

AVVIO ARCHI



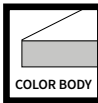
90x90x2 cm
36"x36"x0.8"




0.8"

2 AVVIO ZELBIO

cm



90x90x2 cm
36"x36"x0.8"



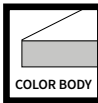


AVVIO ZELBIO, 90x90x2 cm (36"x36"x0.8")
BRESCIA, ITALY

0.8"

2
cm

AVVIO BOMBA

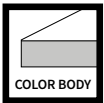


90x90x2 cm
36"x36"x0.8"



0.8"

2 AVVIO VIANO



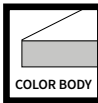
90x90x2 cm
36"x36"x0.8"



0.8"

2
cm

AVVIO CASOLI

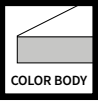


90x90x2 cm
36"x36"x0.8"



0.8"
2
cm

AVVIO VIGOLO



40x120x2 cm
16"x48"x0.8"



60x90x2 cm
24"x36"x0.8"

NEW



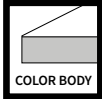

60x60x2 cm
24"x24"x0.8"



0.8"

2 AVVIO SAREGO

cm



40x120x2 cm
16"x48"x0.8"




NEW

60x90x2 cm
24"x36"x0.8"

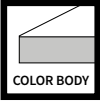


60x60x2 cm
24"x24"x0.8"



0.8"
cm

2 AVVIO ZEME



60x60x2 cm
24"x24"x0.8"



0.8"

2
cm

AVVIO ALONTE



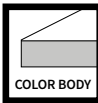
60x60x2 cm
24"x24"x0.8"



0.8"

2 AVVIO SAMO

cm



80x80x2 cm
32"x32"x0.8"



60x60x2 cm
24"x24"x0.8"



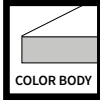

50x100x2 cm
20"x40"x0.8"




0.8"

2
cm

AVVIO TIANA



80x80x2 cm
32"x32"x0.8"



60x60x2 cm
24"x24"x0.8"



50x100x2 cm
20"x40"x0.8"



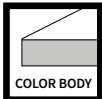


AVVIO TIANA 60x60x2 cm (24"x24"x0.8")
MIAMI, USA

0.8"

2 AVVIO ROSELLO

cm



80x80x2 cm
32"x32"x0.8"



60x60x2 cm
24"x24"x0.8"

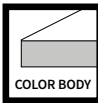


50x100x2 cm
20"x40"x0.8"



0.8"
2
cm

AVVIO NOLA



NEW



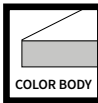
100x100x2 cm
40"x40"x0.8"



0.8"

2
cm

AVVIO RAPALLO



NEW

100x100x2 cm
40"x40"x0.8"



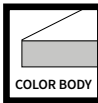


AVVIO RAPALLO 100x100x2 cm (40"x40"x0.8")

0.8"

2
cm

AVVIO URBINO



NEW

100x100x2 cm
40"x40"x0.8"

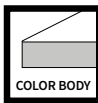


0.8"
2
cm

AVVIO TRAPANI



R11



NEW

60x90x2 cm
24"x36"x0.8"




NEW

60x60x2 cm
24"x24"x0.8"



NEW

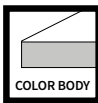
40x80x2 cm
16"x32"x0.8"



0.8"

2 AVVIO TODI

cm




NEW

60x90x2 cm
24"x36"x0.8"



NEW

60x60x2 cm
24"x24"x0.8"




NEW

40x80x2 cm
16"x32"x0.8"

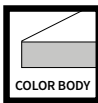


0.8"
2
cm

AVVIO ESTE



R11




NEW

60x90x2 cm
24"x36"x0.8"




NEW

60x60x2 cm
24"x24"x0.8"



NEW

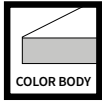


40x80x2 cm
16"x32"x0.8"



0.8"

2 AVVIO EMPOLI

cm



NEW

60x90x2 cm
24"x36"x0.8"



NEW

40x80x2 cm
16"x32"x0.8"

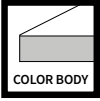


0.8"
2
cm

AVVIO LICATA



R11



NEW

60x90x2 cm
24"x36"x0.8"



NEW

60x60x2 cm
24"x24"x0.8"



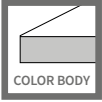
NEW

40x80x2 cm
16"x32"x0.8"

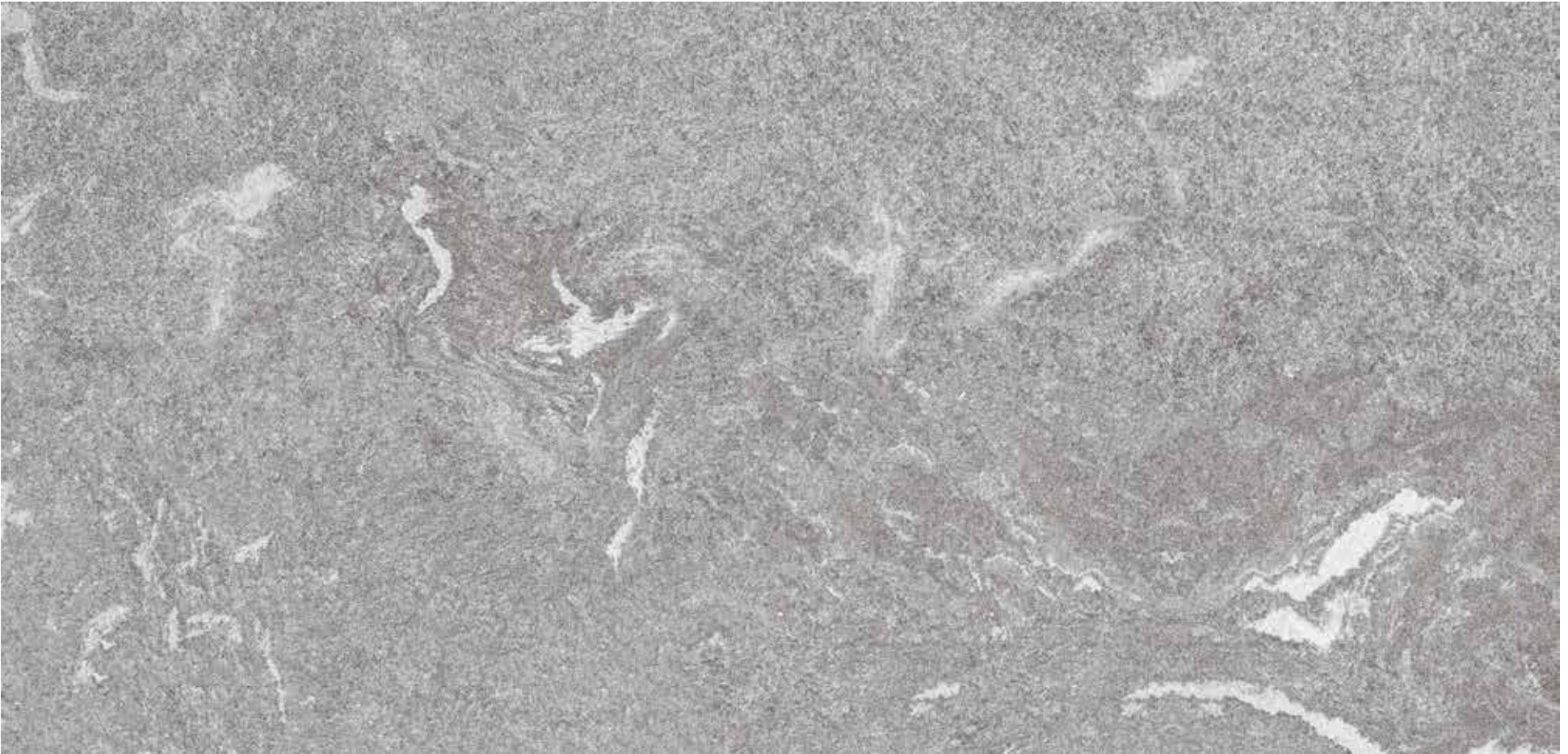


0.8"
2
cm

AMPIO APULIA



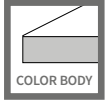

48" x 48" x 2cm
48" x 96" X 2cm



0.8"

2
cm

AMPIO ABRUZZO

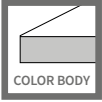
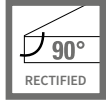


48" x 48" x 2cm
48" x 96" X 2cm



0.8"
2
cm

AMPIO SICILIA



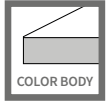
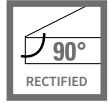
48" x 48" x 2cm
48" x 96" X 2cm



0.8"

2
cm

AMPIO CALABRIA



48" x 48" x 2cm
48" x 96" X 2cm

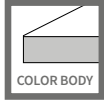





AMPIO CALABRIA, 240x120x2 cm (96"x48"x0.8")

0.8"

2 AMPIO LIONI

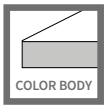



48" x 48" x 2cm
48" x 96" X 2cm



0.8"
2
cm

AMPIO UMBRIA



48" x 48" x 2cm
48" x 96" X 2cm





AVVIO LUGO, 60x60x2 cm (24"x24"x0.8")
MILAN, ITALY

GERMANY



UNITED KINGDOM

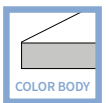
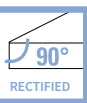


ITALY



0.8"

2 AVVIO GELA



NEW

NEW

NEW



NEW

40x180x2 cm
16"x72"x0.8"

60x90x2 cm
24"x36"x0.8"

120x120x2 cm
48"x48"x0.8"

80x180x2 cm
32"x72"x0.8"



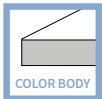


AVVIO GELA, 60x90x2 cm (24"x36"x0.8")
TORONTO, CANADA

0.8"

2 AVVIO VASTO

cm



NEW

40x180x2 cm
16"x72"x0.8"

NEW

60x90x2 cm
24"x36"x0.8"

NEW

120x120x2 cm
48"x48"x0.8"


NEW

80x180x2 cm
32"x72"x0.8"



0.8"
2
cm


AVVIO MELFI



NEW
40x180x2 cm
16"x72"x0.8"




NEW
60x90x2 cm
24"x36"x0.8"



NEW
120x120x2 cm
48"x48"x0.8"



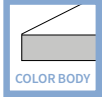

NEW
80x180x2 cm
32"x72"x0.8"



0.8"

2
cm

AVVIO VENOSA



NEW

40x180x2 cm
16"x72"x0.8"

NEW

60x90x2 cm
24"x36"x0.8"

NEW

120x120x2 cm
48"x48"x0.8"


NEW

80x180x2 cm
32"x72"x0.8"

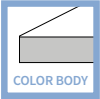


0.8"
2
cm

AVVIO TORO



R11



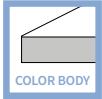

60x60x2 cm
24"x24"x0.8"



0.8"

2
cm

AVVIO LUGO



60x60x2 cm
24"x24"x0.8"



40x80x2 cm
16"x32"x0.8"





AWVIO LUGO 40x80x2 cm (16"x32"x0.8")
BRESCIA, ITALY




AVVIO MARINO 40x80x2 cm (16"x32"x0.8")
ESSEX, UNITED KINGDOM

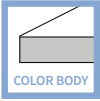


0.8"
2
cm

AVVIO MARINO



R11



60x60x2 cm
24"x24"x0.8"



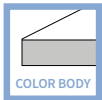
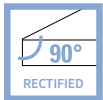
40x80x2 cm
16"x32"x0.8"



0.8"

2 AVVIO CASINA

cm



60x60x2 cm
24"x24"x0.8"



40x80x2 cm
16"x32"x0.8"



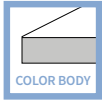



AVVIO CASINA, 60x60x2 cm (24"x24"x0.8")
BERGAMO, ITALY

0.8"

2
cm

AVVIO ISERA




40x80x2 cm
16"x32"x0.8"

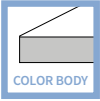


0.8"
cm



2 AVVIO ERBA



R11



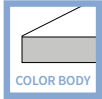

40x80x2 cm
16"x32"x0.8"



0.8"

2
cm

AVVIO GIOVE



40x80x2 cm
16"x32"x0.8"

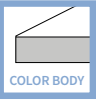


0.8"
2
cm


AVVIO FERLA




R11



40x80x2 cm
16"x32"x0.8"





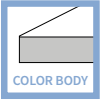
AVVIO ZANICA, 40x80x2 cm (16"x32"x0.8")
BERGAMO, ITALY

0.8"
cm

2 AVVIO ZANICA



R11




40x80x2 cm
16"x32"x0.8"



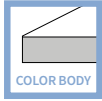
0.8"

2
cm

AVVIO VEROLI



R11



40x80x2 cm
16"x32"x0.8"

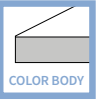


0.8"
2
cm

AVVIO USINI



R11




40x80x2 cm
16"x32"x0.8"



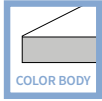
0.8"

2
cm



AVVIO DONATO



R11



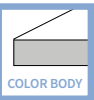
40x80x2 cm
16"x32"x0.8"



0.8"

2 AVVIO FALCONE

cm



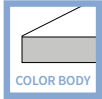
40x80x2 cm
16"x32"x0.8"



0.8"

2
cm



AVVIO GARDA



000197

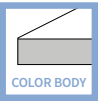
40x80x2 cm

16"x32"x0.8"



0.8"
cm

2 AVVIO IRMA



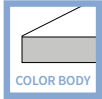

40x80x2 cm
16"x32"x0.8"



0.8"

2
cm

AVVIO ESPERIA



60x60x2 cm
24"x24"x0.8"





IL PASSATO EDILIZIO
LE NOSTRE SPALLE
L'AVVENIRE E NOSTRO

AVVIO ESPERIA, 60x60x2 cm (24"x24"x0.8)
BERGAMO, ITALY



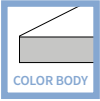
AVVIO LECCE, 60x60x2 cm (24"x24"x0.8")
BERGAMO, ITALY

0.8"
cm

2 AVVIO LECCE



R11



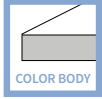

60x60x2 cm
24"x24"x0.8"



0.8"

2
cm

AVVIO TRENTO



60x60x2 cm
24"x24"x0.8"

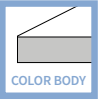


0.8"
cm

2 AVVIO MONZA



R11




60x60x2 cm
24"x24"x0.8"



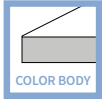
0.8"

2
cm


AVVIO OVADA



R10




60x60x2 cm
24"x24"x0.8"

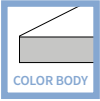


0.8"
2
cm

AVVIO NOTO



R10



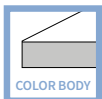
60x60x2 cm
24"x24"x0.8"



0.8"

2 AVVIO CAPIZZI

cm




40x120x2 cm
16"x48"x0.8"



0.8"
2
cm


AVVIO BELLANO



R11



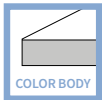
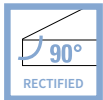
40x120x2 cm
16"x48"x0.8"



0.8"

2 AVVIO AMELIA

cm




40x120x2 cm
16"x48"x0.8"

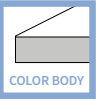


0.8"
2
cm

AVVIO CADEO



R11



60x90x2 cm
24"x36"x0.8"






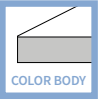
AVVIO DAVOLI, 60x90x2 cm (24"x36"x0.8")

0.8"
2
cm


AVVIO DAVOLI



R11



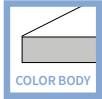

60x90x2 cm
24"x36"x0.8"



0.8"

2
cm

AVVIO BONO




60x90x2 cm
24"x36"x0.8"

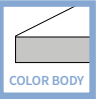


0.8"
2
cm


AVVIO AMENO



R11



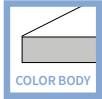

60x90x2 cm
24"x36"x0.8"



0.8"

2
cm

AVVIO POTENZA



NEW

60x90x2 cm
24"x36"x0.8"



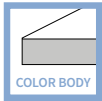


AWVIO POTENZA, 60x90x2 cm (24"x36"x0.8")

0.8"

2 AVVIO RIVARA

cm




60x120x2 cm
24"x48"x0.8"

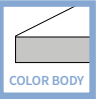


0.8"
cm


2 AVVIO PICERNO



R11



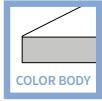

60x120x2 cm
24"x48"x0.8"




0.8"

2
cm

AVVIO SERINO



60x120x2 cm
24"x48"x0.8"



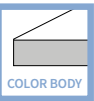
0.8"

2 AVVIO TOFFIA

cm



R11



60x120x2 cm
24"x48"x0.8"






AWVIO MONTORO 90x90x2 cm (36"x36"x0.8")

0.8"

2 AVVIO MONTORO



1/2

R11



90°

RECTIFIED



COLOR BODY

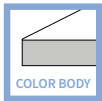
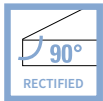

90x90x2 cm
36"x36"x0.8"




0.8"

2 AVVIO LARINO

cm



90x90x2 cm
36"x36"x0.8"

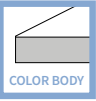


0.8"
2
cm

AVVIO PAVIA



R11



90x90x2 cm
36"x36"x0.8"





AVVIO NETRO, 90x90x2 cm (36"x36"x0.8")
KERKDRIEL, NETHERLANDS

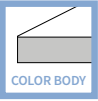
Marble Trend Ltd. | marbletrend.com | info@marbletrend.com | (416) 783-9911 | 1-800-479-2931

0.8"
cm

2 AVVIO NETRO



R11



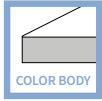

90x90x2 cm
36"x36"x0.8"



0.8"

2
cm

AVVIO NETRO DECORO




90x90x2 cm
36"x36"x0.8"

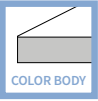


0.8"
cm

2 AVVIO AVELLINO



R11



NEW

60x90x2 cm
24"x36"x0.8"



NEW

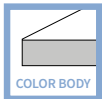
59,5x59,5x2 cm
23.5"x23.5"x0.8"



0.8"

2 AVVIO CAPUA

cm



NEW

60x90x2 cm
24"x36"x0.8"




NEW

59,5x59,5x2 cm
23.5"x23.5"x0.8"

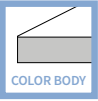


0.8"
2
cm

AVVIO CASERTO



R11



NEW

60x90x2 cm
24"x36"x0.8"



NEW

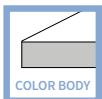
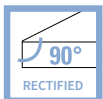

59,5x59,5x2 cm
23.5"x23.5"x0.8"



0.8"

2 AVVIO BOBBIO

cm



NEW

60x90x2 cm
24"x36"x0.8"



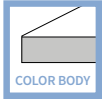



AVVIO BOBBIO, 60x90x2 cm (24"x36"x0.8")

0.8"

2
cm

AVVIO FERRARA



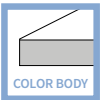
NEW

60x90x2 cm
24"x36"x0.8"



0.8"

2 AVVIO TRIESTE



NEW

60x90x2 cm
24"x36"x0.8"





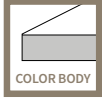
AVVIO LENTA, 40x120x2 cm (16"x48"x0.8")
MILAN, ITALY



0.8"

2
cm

AVVIO ALATRI



NEW

40x180x2 cm
16"x72"x0.8"



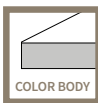
NEW

80x180x2 cm
32"x72"x0.8"



0.8"
cm

2 AVVIO ANZIO



NEW

40x180x2 cm
16"x72"x0.8"



NEW

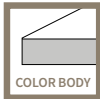
80x180x2 cm
32"x72"x0.8"




0.8"

2 AVVIO DRENA

cm




40x120x2 cm
16"x48"x0.8"





AVVIO DRENA, 40x120x2 cm (16"x48"x0.8")
BERGAMO, ITALY



AVVIO BRACCA, 40x120x2 cm (16"x48"x0.8")
VICENZA, ITALY

0.8"

2 AVVIO BRACCA

cm



40x120x2 cm
16"x48"x0.8"



0.8"


2 AVVIO LENTA

cm



40x120x2 cm
16"x48"x0.8"





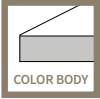
AVVIO LENTA, 40x120x2 cm (16"x48"x0.8")
LVIV, UKRAINE - Design: YOD Group



AVVIO PISA, 40x80x2 cm (16"x32"x0.8")
BERGAMO, ITALY

0.8"
2
cm

AVVIO PISA



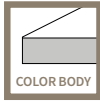

40x80x2 cm
16"x32"x0.8"



0.8"

2 AVVIO LUCCA

cm



40x80x2 cm
16"x32"x0.8"



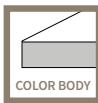


AVVIO LUCCA 40x80x2 cm (16"x32"x0.8")
BERGAMO, ITALY

0.8"

2
cm

AVVIO TITO



40x80x2 cm
16"x32"x0.8"



0.8"
2
cm

AVVIO COSSATO



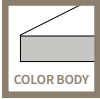
40x80x2 cm
16"x32"x0.8"



0.8"

2
cm

AVVIO DESANA

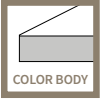


40x80x2 cm
16"x32"x0.8"



0.8"
2
cm

AVVIO FOMBIO



40x80x2 cm
16"x32"x0.8"

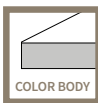




AVVIO FIANO, 40x120x2 cm (16"x48"x0.8")
KERPEN, GERMANY

0.8"
cm

2 AVVIO FIANO



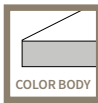
40x120x2 cm
16"x48"x0.8"



0.8"

2
cm

AVVIO NOVELLO



40x120x2 cm
16"x48"x0.8"



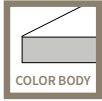


AVVIO NOVELLO, 40x120x2 cm (16"x48"x0.8")
BRESCIA, ITALY

0.8"

2
cm

AVVIO MARSALA



40x120x2 cm
16"x48"x0.8"

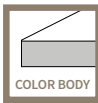


0.8"
2
cm

AVVIO QUARONA



R11



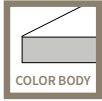
40x120x2 cm
16"x48"x0.8"



0.8"

2
cm

AVVIO OLIVOLA

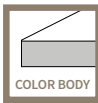


40x120x2 cm
16"x48"x0.8"



0.8"
2
cm

AVVIO PIATTO



40x120x2 cm
16"x48"x0.8"





DURO RIMINI, 40x120x3 cm (16"x48"x1.2")





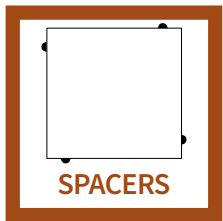
1.2"
3
cm

THE ONLY 3 CM SINTERED STONE INTERLOCKING PAVERS

L'UNICA PAVIMENTAZIONE AUTOBLOCCANTE IN PIETRA SINTERIZZATA 3 CM

DAS EINZIGE INEINANDERGREIFENDE PFLASTER AUS 3 CM FEINSTEINZEUG

PAVÉ EXCLUSIF AUTOBLOQUANT EN GRÈS CÉRAME 3 CM



The slabs include spacers that guarantee joints thickness and reduce laying times

Le lastre includono distanziali ideati per garantire la fuga costante e ridurre i tempi di posa

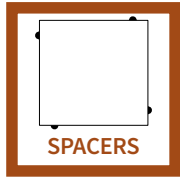
Das Pflaster hat Abstandshalter, die den Fugenabstand garantieren. Das verkürzt die Verlegezeit

Les dalles contiennent des écarteurs conçues pour assurer des jointures uniformes et réduire le temps d'installation

1.2"
3
cm

DURO ASSISI

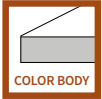
INTERLOCKING PAVER



NEW



R11



V1


15x30x3 cm
6"x12"x1.2"



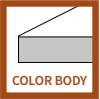
1.2"
3
cm

DURO STILO

INTERLOCKING PAVER



R11



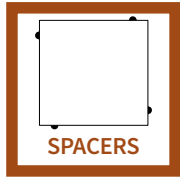
15x30x3 cm
6"x12"x1.2"



1.2"
3
cm

DURO FONDI

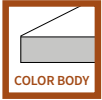
INTERLOCKING PAVER



NEW



R11




15x30x3 cm
6"x12"x1.2"



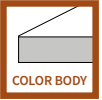
1.2"
3
cm

DURO DOZZA

INTERLOCKING PAVER



R11

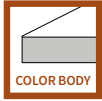



15x30x3 cm
6"x12"x1.2"



1.2"
3
cm

DURO RIMINI



NEW

40x80x3 cm
16"x32"x1.2"



40x120x3 cm
16"x48"x1.2"





DURO RIMINI, 40x120x3 cm (16"x48"x1.2")
BOLZANO, ITALY



DURO REA, 40x120x3 cm (16"x48"x1.2")
BOLZANO, ITALY

1.2"
3
cm

DURO REA



NEW

40x80x3 cm
16"x32"x1.2"

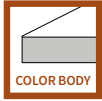


40x120x3 cm
16"x48"x1.2"



1.2"
3
cm

DURO TREVISO



40x80x3 cm
16"x32"x1.2"

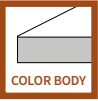


NEW
40x120x3 cm
16"x48"x1.2"



1.2"
3
cm

DURO ASTI



NEW

60x60x3 cm
24"x24"x1.2"



40x80x3 cm
16"x32"x1.2"




NEW

40x40x3 cm
16"x16"x1.2"




NEW

40x120x3 cm
16"x48"x1.2"

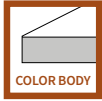


1.2"
3
cm

DURO TIVOLI



NEW



80x80x3 cm
32"x32"x1.2"



60x60x3 cm
24"x24"x1.2"



40x80x3 cm
16"x32"x1.2"



1.2"
3
cm

DURO VICENZA



NEW

80x80x3 cm
32"x32"x1.2"



60x60x3 cm
24"x24"x1.2"

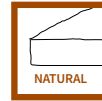
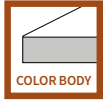



40x80x3 cm
16"x32"x1.2"

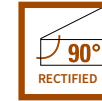


1.2"
3
cm


DURO SAVONA



60x60x3 cm
24"x24"x1.2"



60x60x3 cm
24"x24"x1.2"

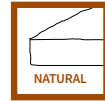
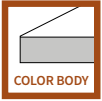


1.2"
3
cm

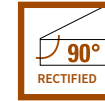
DURO MASSA



R11



60x60x3 cm
24"x24"x1.2"

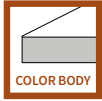



60x60x3 cm
24"x24"x1.2"



1.2"
3
cm

DURO PRATO




60x60x3 cm
24"x24"x1.2"



40x80x3 cm
16"x32"x1.2"





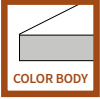
DURO PRATO, 40x80x3 cm (16"x32"x1.2")



DURO PADUA, 90x90x3 cm (36"x36"x1.2")
ROSMALLEN, NETHERLANDS

1.2"
3
cm

DURO PADUA

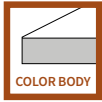
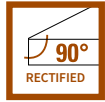



90x90x3 cm
36"x36"x1.2"



1.2"
3
cm

DURO SALERNO



90x90x3 cm
36"x36"x1.2"



60x60x3 cm
24"x24"x1.2"



40x80x3 cm
16"x32"x1.2"



1.2"
3
cm

DURO AQUINO



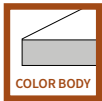

NEW

40x80x3 cm
16"x32"x1.2"



1.2"
3
cm

DURO LATINO



NEW

40x80x3 cm
16"x32"x1.2"






DURO ARDEA, 40x80x3 cm (16"x32"x1.2")
BERGAMO, ITALY

1.2"
3
cm

DURO FANO



40x60x3 cm
16"x24"x1.2"



1.2"
3
cm

DURO CORI



NEW

40x80x3 cm
16"x32"x1.2"





DURO NOVARA, 60x60x3cm (24"x24"x1.2")
AMSTERDAM, NETHERLANDS

1.2"
3
cm

DURO NOVARA



NEW

60x60x3 cm
24"x24"x1.2"



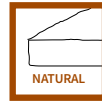
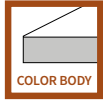

NEW

40x80x3 cm
16"x32"x1.2"



1.2"
3
cm

DURO VITTORIA




60x60x3 cm
24"x24"x1.2"



40x80x3 cm
16"x32"x1.2"





DURO VITTORIA, 40x80x3 cm (16"x32"x1.2")
HOUSTON, USA

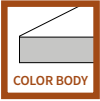


DURO MILANO, 40x80x3cm (16"x32"x1.2")
OLCHING, GERMANY

Marble Trend Ltd. | marbletrend.com | info@marbletrend.com | (416) 783-9911 | 1-800-479-2931

1.2"
3
cm

DURO MILANO



NEW

60x60x3 cm
24"x24"x1.2"



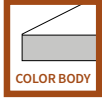
NEW

40x80x3 cm
16"x32"x1.2"



1.2"
3
cm


DURO NAPOLI



90x90x3 cm
36"x36"x1.2"



60x60x3 cm
24"x24"x1.2"



40x80x3 cm
16"x32"x1.2"





DECATHLON

SARONNO

ENTRATA

DURO NAPOLI, 60x60x3 cm (24"x24"x1.2")
VARESE, ITALY



DURO CAPRI, 90x90x3 cm (36"x36"x1.2")
KERKDRIEL, NETHERLANDS

1.2"
3
cm

DURO CAPRI

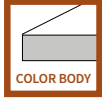



90x90x3 cm
36"x36"x1.2"



1.2"
3
cm

DURO COSENZA



90x90x3 cm
36"x36"x1.2"





DURO COSENZA, 90x90x3 cm (36"x36"x1.2")
VUGHT, NETHERLANDS



DURO AVERSA, 90x90x3 cm (36"x36"x1.2")
BERLICUM, NETHERLANDS

1.2"
3
cm

DURO AVERSA

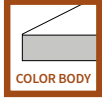


90x90x3 cm
36"x36"x1.2"



1.2"
3
cm

DURO FIRENZE



90x90x3 cm
36"x36"x1.2"





DURO FIRENZE, 90x90x3 cm (36"x36"x1.2")
EINDHOVEN, NETHERLANDS



DURO MONZA, 40x80x3 cm (16"x32"x1.2")
AMSTERDAM, NETHERLANDS

1.2"
3
cm

DURO MONZA



NEW

80x80x3 cm
32"x32"x1.2"



60x60x3 cm
24"x24"x1.2"

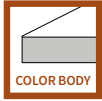



40x80x3 cm
16"x32"x1.2"



1.2"
3
cm

DURO TRENTO



NEW

80x80x3 cm
32"x32"x1.2"




60x60x3 cm
24"x24"x1.2"



40x80x3 cm
16"x32"x1.2"





DURO TRENTO 60x60x3 cm (24"x24"x1.2")
SANTORINI, GREECE



DURO LECCE, 60x60x3 cm (24"x24"x1.2")
OSLO, NORWAY

1.2"
3
cm

DURO LECCE



60x60x3 cm
24"x24"x1.2"

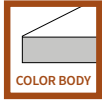


40x80x3 cm
16"x32"x1.2"



1.2"
3
cm

DURO BARI



90x90x3 cm
36"x36"x1.2"



60x60x3 cm
24"x24"x1.2"





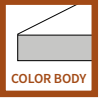
DURO BARI, 60x60x3 cm (24"x24"x1.2")
EINDHOVEN, NETHERLANDS



DURO GENOA, 90x90x3 cm (36"x36"x1.2")
AMSTERDAM, NETHERLANDS

1.2"
3
cm

DURO GENOA



90x90x3 cm
36"x36"x1.2"

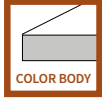



60x60x3 cm
24"x24"x1.2"



1.2"
3
cm


DURO VERONA



90x90x3 cm
36"x36"x1.2"



60x60x3 cm
24"x24"x1.2"

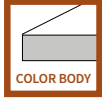






DURO VERONA 60x60x3 cm (24"x24"x1.2")

1.2"
3
cm

DURO VENICE

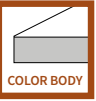


60x60x3 cm
24"x24"x1.2"



1.2"
3
cm

DURO PICO

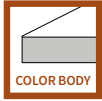



40x120x3 cm
16"x48"x1.2"



1.2"
3
cm

DURO PARMA



40x120x3 cm
16"x48"x1.2"





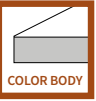
DURO PARMA, 40x120x3 cm (16"x48"x1.2")
BREDA, NETHERLANDS



DURO ODOLO, 40x120x3 cm (16"x48"x1.2")
UTRECHT, NETHERLANDS

1.2"
3
cm

DURO ODOLO

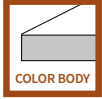



40x120x3 cm
16"x48"x1.2"



1.2"
3
cm

DURO PORTOFINO



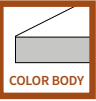
NEW

40x80x3 cm
16"x32"x1.2"



1.2"
3
cm

DURO LUCCA

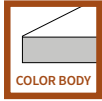



40x80x3 cm
16"x32"x1.2"



1.2"
3
cm

DURO PISA



40x80x3 cm
16"x32"x1.2"






DURO PISA, 40x80x3 cm (16"x32"x1.2")



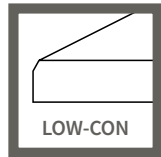

PASSI PRECI, Ø 42x36x2 cm (16"x14"x0.8")



2"
5
cm

PASSI

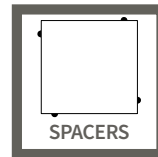

THE ONLY 5 CM SINTERED STONE INTERLOCKING PAVERS
PAVÉ EXCLUSIF AUTOBLOQUANT EN GRES CÉRAME 5 CM



60x60 cm	40x60 cm	20x40 cm
24"x24"	16"x24"	8"x16"

The slabs are rectified before burning on part of the thickness in order to lower the conicity typical of unrectified slabs.

Les dalles sont rectifiées sur une partie de l'épaisseur avant la cuisson pour réduire leur valeur typique de conicité.



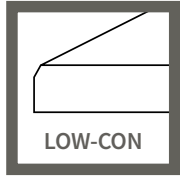
20x20 cm	10x20 cm	10x10 cm
8"x8"	4"x8"	4"x4"

The slabs include spacers that guarantee joints thickness and reduce laying times.


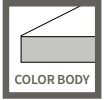
Les dalles contiennent des entretoises conçues pour assurer des jointures uniformes et réduire le temps d'installation.

2"
5
cm

PASSI ASSISI



R11




60x60x5 cm
24"x24"x2"



40x60x5 cm
16"x24"x2"



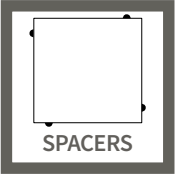
20x40x5 cm
8"x16"x2"




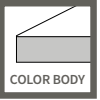
2"
5
cm

PASSI ASSISI

INTERLOCKING PAVER



R11



000821
NEW
20x20x5 cm
8"x8"x2"

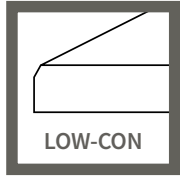
000820
NEW
10x20x5 cm
4"x8"x2"

000819
NEW
10x10x5 cm
4"x4"x2"

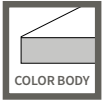


2"
5
cm

PASSI STILO



R11



60x60x5 cm
24"x24"x2"



40x60x5 cm
16"x24"x2"



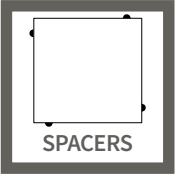
20x40x5 cm
8"x16"x2"



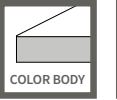
2"
5
cm

PASSI STILO

INTERLOCKING PAVER



R11



NEW

20x20x5 cm
8"x8"x2"



NEW

10x20x5 cm
4"x8"x2"



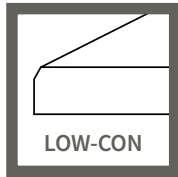
NEW

10x10x5 cm
4"x4"x2"


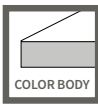


2"
5
cm

PASSI SORANO



R11



60x60x5 cm
24"x24"x2"



40x60x5 cm
16"x24"x2"



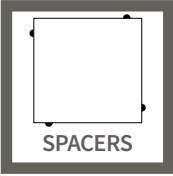
20x40x5 cm
8"x16"x2"




2"
5
cm

PASSI SORANO

INTERLOCKING PAVER



R11



NEW

20x20x5 cm
8"x8"x2"



NEW

10x20x5 cm
4"x8"x2"



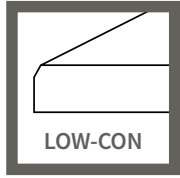
NEW

10x10x5 cm
4"x4"x2"



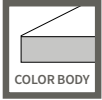


2"
5
cm

PASSI DOZZA



R11




60x60x5 cm
24"x24"x2"



40x60x5 cm
16"x24"x2"



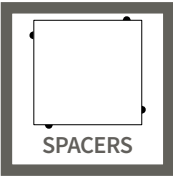
20x40x5 cm
8"x16"x2"




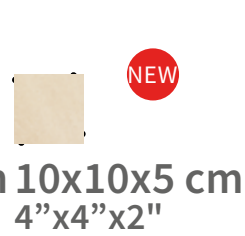
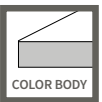
2"
5
cm

PASSI DOZZA

INTERLOCKING PAVER

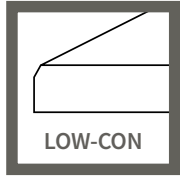


R11

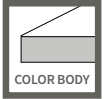


2"
5
cm

PASSI GERACE



R11



60x60x5 cm
24"x24"x2"



40x60x5 cm
16"x24"x2"



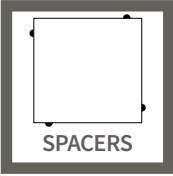
20x40x5 cm
8"x16"x2"




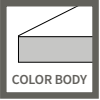
2"
5
cm

PASSI GERACE

INTERLOCKING PAVER

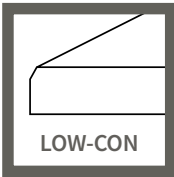


R11

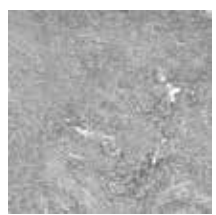

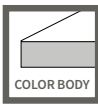


2"
5
cm


PASSI BOVA



R11




60x60x5 cm
24"x24"x2"



40x60x5 cm
16"x24"x2"



20x40x5 cm
8"x16"x2"





PASSI BOVA 60x60x5 cm (24"x24"x2")
PADUA, ITALY



PASSI BOVA UNIVERSALE 20x40x5 cm (8"x16"x2")
PASSI BOVA, 60x60x5 cm (24"x24"x2"), PADUA, ITALY

Marble Trend Ltd. | marbletrend.com | info@marbletrend.com | (416) 783-9911 | 1-800-479-2931



UNIVERSALE

THE 5 CM COPING WITH 3 PRINTED SIDES,
THE SURFACE AND TWO LONG SIDES

LA COUVERTINE 5 CM IMPRIMÉE SUR 3 FACES: LA
SURFACE ET SUR LES 2 CÔTÉS LONGS


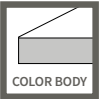
UNIVERSALE 40x60x5 cm (16"x24"x2")

2"

5
cm

UNIVERSALE PASSI BOVA

R11




40x60x5 cm
16"x24"x2"



20x40x5 cm
8"x16"x2"

3 SIDES PRINTED
STAMPATO SU 3 LATI
3 SEITEN BEDRUCKT
IMPRIMÉ SUR LES 3 CÔTÉS



2"
5
cm

UNIVERSALE PASSI ASSISI

R11

NATURAL

COLOR BODY

V1



40x60x5 cm
16"x24"x2"



20x40x5 cm
8"x16"x2"

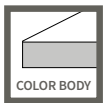
3 SIDES PRINTED
STAMPATO SU 3 LATI
3 SEITEN BEDRUCKT
IMPRIMÉ SUR LES 3 CÔTÉS



2"
5
cm

UNIVERSALE PASSI STILO

R11



40x60x5 cm
16"x24"x2"



20x40x5 cm
8"x16"x2"

3 SIDES PRINTED
STAMPATO SU 3 LATI
3 SEITEN BEDRUCKT
IMPRIMÉ SUR LES 3 CÔTÉS



2"
5
cm

UNIVERSALE PASSI SORANO

R11

NATURAL

COLOR BODY

V3



40x60x5 cm
16"x24"x2"



20x40x5 cm
8"x16"x2"

3 SIDES PRINTED
STAMPATO SU 3 LATI
3 SEITEN BEDRUCKT
IMPRIMÉ SUR LES 3 CÔTÉS



2"
5
cm

UNIVERSALE PASSI DOZZA

R11

NATURAL

COLOR BODY

V2



40x60x5 cm
16"x24"x2"



20x40x5 cm
8"x16"x2"

3 SIDES PRINTED
STAMPATO SU 3 LATI
3 SEITEN BEDRUCKT
IMPRIMÉ SUR LES 3 CÔTÉS



2"
5
cm

UNIVERSALE PASSI GERACE

R11

NATURAL

COLOR BODY

V2



40x60x5 cm
16"x24"x2"



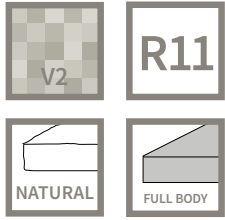
20x40x5 cm
8"x16"x2"

3 SIDES PRINTED
STAMPATO SU 3 LATI
3 SEITEN BEDRUCKT
IMPRIMÉ SUR LES 3 CÔTÉS

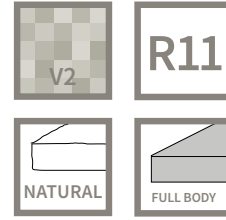



2.6"
6
cm



PASSI TROPEA PASSI GROMO



10x10x6,5 cm
4"x4"x2.6"



10x10x6,5 cm
4"x4"x2.6"



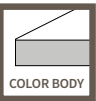


PASSI TARVISIO, 60x60x2 cm (24"x24"x0.8")
BERGAMO, ITALY

Marble Trend Ltd. | marbletrend.com | info@marbletrend.com | (416) 783-9911 | 1-800-479-2931

0.8"

2 PASSI TARVISIO



LUSERNA




ROSONE CARRARA/LUSERNA



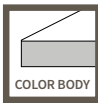
60x60x2 cm
24"x24"x0.8"

60x60x2 cm
24"x24"x0.8"



0.8"

2 PASSI LAUCO




PORFIDO GRIGIO



60x60x2 cm
24"x24"x0.8"

ROSONE CARRARA/GRIGIO



60x60x2 cm
24"x24"x0.8"

VENTAGLIO PORFIDO GRIGIO

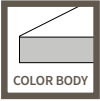


60x60x2 cm
24"x24"x0.8"



0.8"
2
cm

PASSI BONITO



PORFIDO MARRONE



60x60x2 cm
24"x24"x0.8"

ROSONE CARRARA/MARRONE



60x60x2 cm
24"x24"x0.8"





WAVY EDGES SLABS

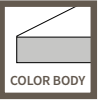
306

DALLES AVEC DES BORDURES ANTIQUE


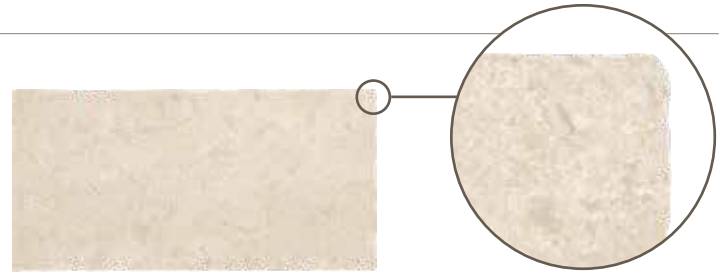



0.8"

2 AVVIO RESANA



40x80x2 cm
16"x32"x0.8"





WAVY EDGES SLABS

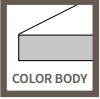
308

DALLES AVEC DES BORDURES ANTIQUE





0.8"
cm

2 AVVIO SOLZA



40x80x2 cm
16"x32"x0.8"



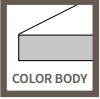


WAVY EDGES SLABS




0.8"
2
cm

AVVIO CENTOLA

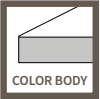


40x80x2 cm
16"x32"x0.8"



0.8"
2
cm

PASSI CARLINO



Ø 60x52x2 cm
24"x20"x0.8"

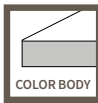


BRESCIA, ITALY


0.8"

2
cm

PASSI GAVI

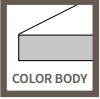


Ø 60x52x2 cm
24"x20"x0.8"




0.8"
2
cm

PASSI CANARO



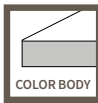
Ø 60x52x2 cm
24"x20"x0.8"



0.8"

2 PASSI JENNE

cm



Ø 60x52x2 cm
24"x20"x0.8"



0.8"
cm

2 PASSI DESULO

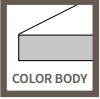


Ø 60x52x2 cm
24"x20"x0.8"



0.8"
cm

2 PASSI GERANO

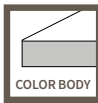


Ø 42x36x2 cm
16"x14"x0.8"



0.8"
2
cm

PASSI ISPICA

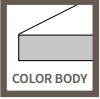


Ø 42x36x2 cm
16"x14"x0.8"



0.8"
cm

2 PASSI LULA



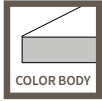

Ø 42x36x2 cm
16"x14"x0.8"



0.8"

2
cm

PASSI SAN REMO



NEW

Ø 42x36x2 cm
16"x14"x0.8"



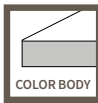


PASSI SAN REMO Ø 42x36x2 cm (16"x14"x0.8")

0.8"

2
cm

PASSI RONAGO

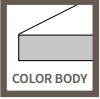


Ø 42x36x2 cm
16"x14"x0.8"



0.8"
cm

2 PASSI PRECI



Ø 42x36x2 cm
16"x14"x0.8"



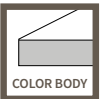


AVVIO SARZANA 40,8x61,4x2 cm (16"x24"x0.8")

0.8"

2 AVVIO SARZANA

cm



NEW

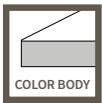
40,8x61,4x2 cm
16"x24"x0.8"



0.8"

2 AVVIO CANTU

cm



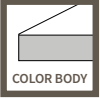
NEW

40,8x61,4x2 cm
16"x24"x0.8"



0.8"
2
cm

AVVIO DESIO



NEW

40,8x61,4x2 cm
16"x24"x0.8"



0.4"
1
cm



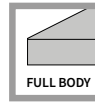
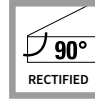
AVVIO SAN RUFO 60x120x1 cm (24"x48"x0.4")

Thanks to Combine Indoor & Outdoor with reduced thickness slabs, designed for indoor environments, it is possible to furnish any kind of space with elegance, creating a surface continuity combination between different indoor and outdoor environments.

Grâce aux dalles à épaisseur réduite, Combine Indoor & Outdoor, pensées et destinées à une utilisation en intérieur, s'accorde avec élégance à n'importe quel type d'espace en créant une combinaison en surface continue entre des milieux différents, intérieurs et extérieurs.

0.4"
1
cm

AVVIO APULIA



30x60x1 cm
12"x24"x0.4"



R10

30x60x1 cm
12"x24"x0.4"



R11

60x120x1 cm
24"x48"x0.4"



R10

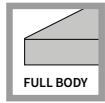





AWVIO APULIA, 30x60x1 cm (12"x24"x0.4")



AVVIO NUORO

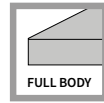
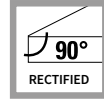



60x60 cm
24"x24"  **R10**


 **R10**
NEW
60x120 cm
24"x48"



AVVIO CALABRIA




30x60x1 cm
12"x24"x0.4"  **R10**

 **R10**
120x120x1 cm
48"x48"x0.4" **R10**






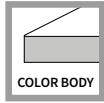
AVVIO FOBELLO



30x60x1 cm
12"x24"x0.4"  **R10**



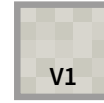
60x60x1 cm
24"x24"x0.4"  **R10**



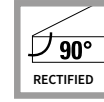
60x90x1 cm
24"x36"x0.4"  **R10**



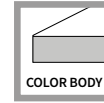
AVVIO DORNO



30x60x1 cm
12"x24"x0.4"  **R10**



60x60x1 cm
24"x24"x0.4"  **R10**



60x90x1 cm
24"x36"x0.4"  **R10**







AVVIO ERULO, 60x90x1 cm (24"x36"x0.4")
ANVERSA, BELGIUM



AVVIO ERULO




30x60x1 cm
12"x24"x0.4"



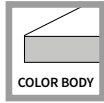
R10



60x60x1 cm
24"x24"x0.4"




R10



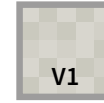
60x90x1 cm
24"x36"x0.4"




R10



AVVIO AMATO



30x60x1 cm
12"x24"x0.4"



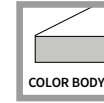
R10



60x60x1 cm
24"x24"x0.4"




R10



60x90x1 cm
24"x36"x0.4"




R10






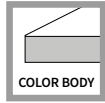
AVVIO ROSSANA



30x60x1 cm
12"x24"x0.4" **R10**




60x60x1 cm
24"x24"x0.4" **R10**




60x120x1 cm
24"x48"x0.4" **R10**



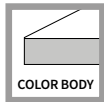
AVVIO SAN RUFO



30x60x1 cm
12"x24"x0.4" **R10**




60x60x1 cm
24"x24"x0.4" **R10**



60x120x1 cm
24"x48"x0.4" **R10**






AVVIO ROSSANA, 60x120x1 cm (24"x48"x0.4")
MADONNA DI CAMPIGLIO, ITALY



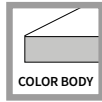
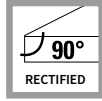
AVVIO GROSSO




30x60x1 cm
12"x24"x0.4"



R10



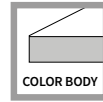

AVVIO ITALIA



30x60x1 cm
12"x24"x0.4"



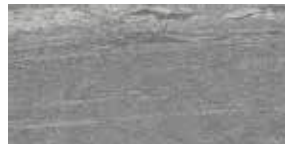
R10




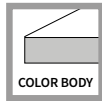
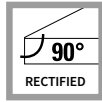
AVVIO MERGO



60x120x1 cm
24"x48"x0.4"




R11



0.4"
1
cm

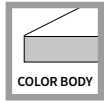
AVVIO BRACCA



20x120x1 cm
8"x48"x0.4"




R10



0.4"
1
cm

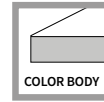
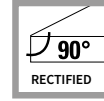
AVVIO DRENA



20x120x1 cm
8"x48"x0.4"




R10



0.4"
1
cm

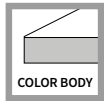

AVVIO LENTA



20x120x1 cm
8"x48"x0.4"



R10



LVIV, UKRAINE



No frost
Ingelivo
Frostfest
Antigel



Natural touch sensation
Sensibilità tattile naturale
Natürliches
Berührungsgefühl
Sensation de toucher
naturelle



Natural stone reproduction
Riproduzione di pietra
naturale
Natursteinreproduktion
Reproduction de
pierre naturelle



Wear resistance
Resistente all'usura
Verschleißfestigkeit
Résistance à l'usure



Colors stable
Colori stabili
Farbsicher
Couleurs stables



Ecological
Ecologico
Ökologisch
Écologique



Easy to lay
Facile da posare
Einfach zu verlegen
Facile à poser



Stain resistant
Resistente a macchie
Beständig gegen Flecken
Résistant aux tâches



Chemicals resistance
Resistente agli acidi
Beständig gegen
Säuren
Résistant aux acides



Easy to clean
Facile da pulire
Pflegeleicht
Facile à nettoyer

DECORATING CLADDINGS STRATI LINE

REVÊTEMENT DE DÉCORATION EN GRÈS CÉRAME

The exclusive STRATI claddings stand out for their extreme ease of installation, offering a particularly suitable solution for renovations and to improve the laying on walls. STRATI is able to offer an extremely effective and natural final stylistic effect.

Les revêtements exclusifs STRATI se distinguent par leur extrême facilité d'installation, offrant une solution particulièrement adaptée pour les rénovations et pour améliorer la pose sur les murs. STRATI est en mesure d'offrir un effet stylistique final extrêmement efficace et naturel.

STRATI LECCO



NEW

16x40x1 cm
6"x16"x0.4"



STRATI VARESE



NEW

16x40x1 cm
6"x16"x0.4"



STRATI ANCONA



NEW

16x40x1 cm
6"x16"x0.4"



STRATI FERMO



NEW

7,5x38,5x0,9 cm
3"x15"x0.35"



STRATI JESI



NEW

7,5x38,5x0,9 cm
3"x15"x0.35"



STRATI PESARO



NEW

7,5x38,5x0,9 cm
3"x15"x0.35"



STRATI BIELLA



NEW

7,5x38,5x0,9 cm
3"x15"x0.35"



STRATI STRESA



NEW

16x40x1,5 cm
6"x16"x0.6"




STRATI BARLETTA



NEW

16x40x1,5 cm
6"x16"x0.6"




STRATI CORATO



NEW

16x40x1,5 cm
6"x16"x0.6"



STRATI NARDO



NEW

16x40x1,5 cm
6"x16"x0.6"



STRATI SASSARI



NEW

16x40x0,9 cm
6"x16"x0.35"



STRATI SIENA



NEW

16x40x0,9 cm
6"x16"x0.35"




MODULE SERVICE

SERVIZIO MODULARE
MODULIEREN BEDIENUNG
MODULER SERVICE

Different sizes, greater freedom. Customize your paving, choose your color.

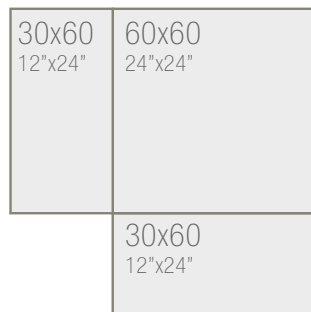
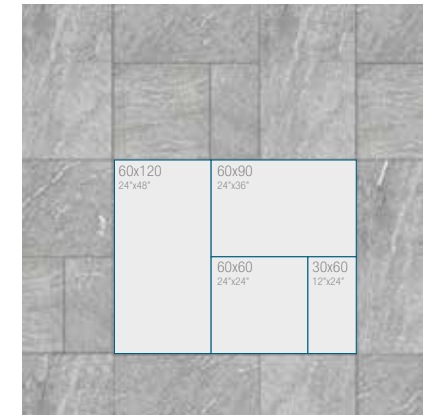
Différentes tailles, plus grande liberté. Personnalisez votre pavé, choisissez ta couleur.



MODULE 1

60x120 (24"x48") = 40%
60x60 (24"x24") = 20%
60x90 + 30x60 (24"x36" + 12"x24") = 40%

Available in all colors:
Disponibile in tutti i colori:
In allen Farben erhältlich:
Existe dans toutes les couleurs:
60x120 (24"x48")



MODULE 2

60x60 (24"x24") = 50%
30x60 (12"x24") = 50%


Available in all colors:
Disponibile in tutti i colori:
In allen Farben erhältlich:
Existe dans toutes les couleurs:
60x60, 60x90 (24"x24", 24"x36")




MODULE 3

60x60 (24"x24") = 57%
30x30 (12"x12") = 14%
30x60 (12"x24") = 29%

Available in all colors:
Disponibile in tutti i colori:
In allen Farben erhältlich:
Existe dans toutes les couleurs:
60x60, 60x90 (24"x24", 24"x36")

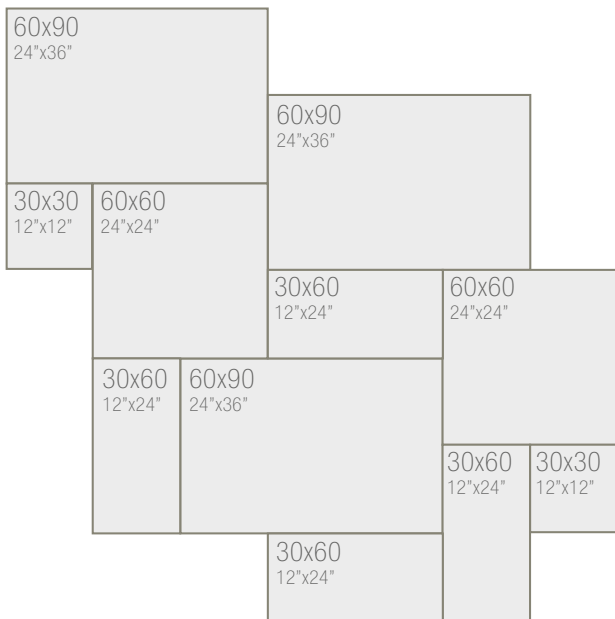




MODULE 4

60x60 (24"x24") = 44%
 30x60 (12"x24") = 45%
 30x30 (12"x12") = 11%

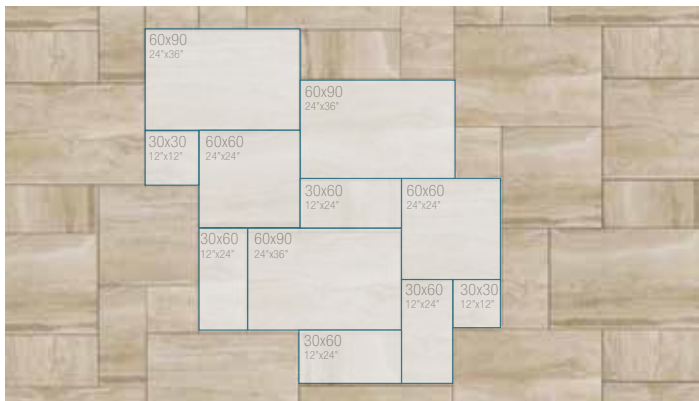
Available in all colors:
 Disponibile in tutti i colori:
 In allen Farben erhältlich:
 Existe dans toutes les couleurs:
 60x60, 60x90, 90x90 (24"x24", 24"x36", 36"x36")



MODULE 5

90x60 (36"x24") = 56%
 60x60 (24"x24") = 25%
 30x60 (12"x24") = 13%
 30x30 (12"x12") = 6%

Available in all colors:
 Disponibile in tutti i colori:
 In allen Farben erhältlich:
 Existe dans toutes les couleurs:
 60x90, 60x120 (24"x36"), (24"x48")



AVVIO GROSSO BEIGE MODULE 5



SPECIAL CUTS

TAGLI SPECIALI
SPEZIALSCHNITT
COUPE SPÉCIALE

AVVIO ARTENA, 20x20x2 cm (8"x8"x0.8"),
SAINT JULIAN'S, MALTA

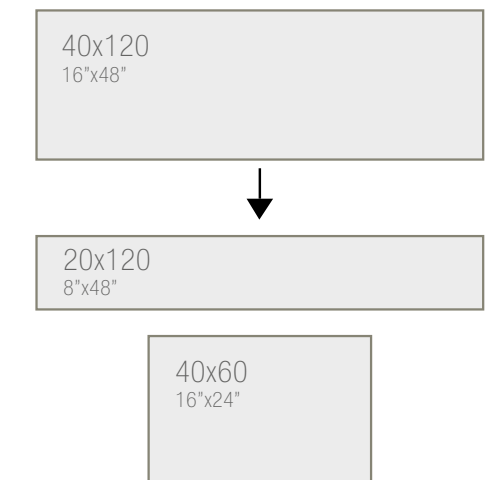
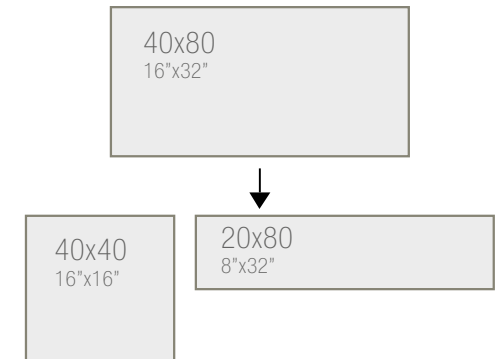
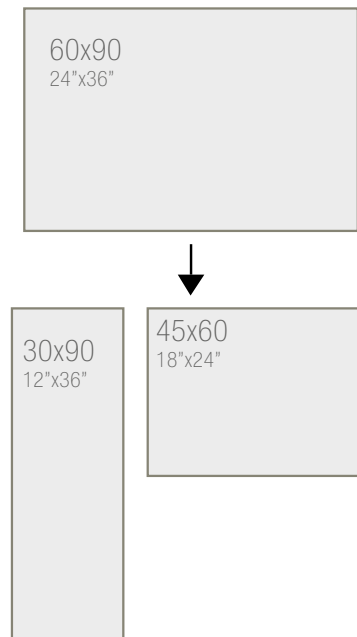
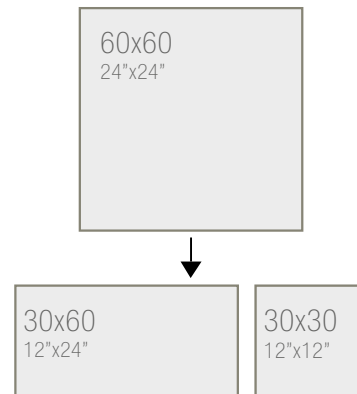


Customize your paving, choose your color.

Personalizza il tuo pavimento, scegli il tuo colore.

Passen Sie Ihre Pflasterung an, wählen Sie Ihre Farbe.

Personnalise ton pavage, choisit ta couleur.





AVVIO GUBBIO 30x60x2 cm (12"x24"x0.8")
SAN MARINO



AVVIO POMBIA 30x60x2 cm (12"x24"x0.8")
BERGAMO, ITALY



AVVIO SAN RUFO, VARIOUS SIZES
MADONNA DI CAMPIGLIO, ITALY



AVVIO APULIA 30x60x2 cm (12"x24"x0.8")
ASPEN, USA

SPECIAL PIECES

PEZZI SPECIALI
SONDERTEILE
PIÉCES SPÉCIALES

All colors and desired formats are available upon request the special pieces are obtained from standard sizes available in the catalogue, with the condition of the maximum size of the same slab.

Disponibili a richiesta tutti i colori e formati desiderati. Vengono ricavati dalle misure delle lastre standard disponibili a catalogo con il vincolo della dimensione massima della stessa lastra.

Alle Farben und gewünschten Formate sind auf Anfrage erhältlich Die Sonderanfertigungen werden aus der, im Katalog verfügbaren Standardgrößen, gefertigt.

Disponible sur toutes les couleurs et les tailles souhaitées sont obtenues à partir de tailles standard disponibles dans le catalogue, à la condition de la taille maximale de la même dalle.



L - U COPING
COPERTINA L - U
ABDECKPLATT L - U
COUVERTINE L - U



BULLNOSE
BORDO TORO
ABGERUNDETE KANTE
BORDS ARRONDIS





BLOCK STEP
GRADONE
BLOCKSTUFE
MARCHE BLOC



GRID
GRIGLIA
GITTER
GRILLE



FLOWERPOT
FIORIERA
BLUMENTOPF
JARDINIÈRE





L - U COPING - COPERTINA L - U - ABDECKPLATT L - U - COUVERTINE L - U



L COPING - COPERTINA L - ABDECKPLATT L - COUVERTINE L



BLOCK STEP - GRADONE - BLOCKSTUFE - MARCHE BLOC



L COPING - COPERTINA L - ABDECKPLATT L - COUVERTINE L



BULLNOSE - BORDO TORO - ABGERUNDETE KANTE BORDS ARRONDIS



FLOWERPOT - FIORIERA - BLUMENTOPF - JARDINIÈRE



FLOWERPOT - FIORIERA - BLUMENTOPF - JARDINIÈRE



L COPING - COPERTINA L - ABDECKPLATT L - COUVERTINE L



BULLNOSE - BORDO TORO - ABGERUNDETE KANTE - BORDSARRONDIS



L COPING - COPERTINA L - ABDECKPLATT L - COUVERTINE L




BULLNOSE - BORDO TORO - ABGERUNDETE KANTE
BORDSARRONDIS



L COPING - COPERTINA L - ABDECKPLATT L - COUVERTINE L



BULLNOSE - BORDO TORO - ABGERUNDETE KANTE - BORDSARRONDIS



GRID - GRIGLIA - GITTER - GRILLE

OUTDOOR FORNITURE

ARREDO ESTERNO
MÖBEL FÜR DEN
AUßENBEREICH
MOBILIER D'EXTÉRIEUR

A new way of designing the outdoors: flowerpot, seats, vases, benches and bollards in sintered stone for parks, terraces, gardens, courtyards and squares. The combination of these elements allows the realization of a real modular system with products of the same tone, color and material.

Un nuovo modo di progettare l'outdoor: fioriere, sedute, vasi, panchine e dissuasori in pietra sinterizzata per parchi, terrazzi, giardini, cortili e piazze. La combinazione di questi elementi permette la realizzazione di un vero e proprio sistema modulare con prodotti dello stesso tono, colore e materiale.

Eine neue Art, den Außenbereich zu gestalten: Blumentöpfe, Sitzgelegenheiten, Vasen, Bänke und Poller aus Feinsteinzeug für Parks, Terrassen, Gärten, Höfe und Plätze. Die Kombination dieser Elemente ermöglicht die Realisierung eines echten modularen Systems mit Produkten im gleichen Ton, in der gleichen Farbe und im gleichen Material.

Une nouvelle façon de concevoir l'extérieur: pots de fleurs, sièges, vases, bancs et bornes en grès cérame pour parcs, terrasses, jardins, cours et places. La combinaison de ces éléments permet la réalisation d'un véritable système modulaire avec des produits de même ton, couleur et matière.



COLOSSEO GRIGIONI



FLOWERPOT - FIORIERA - BLUMENTOPF - JARDINIÈRE

Starting from the range of available sizes, it is possible to obtain flowerpots of any size, shape and color.

Partendo dalla gamma di formati disponibili è possibile ricavare fioriere di qualsiasi dimensione, forma e colore.

Ausgehend von der Palette der verfügbaren Größen ist es möglich, Blumentöpfe in jeder Größe, Form und Farbe zu erhalten.

À partir de la gamme de formats disponibles, il est possible d'obtenir des jardinières de toutes tailles, formes et couleurs.





BENCH - SEDUTA - BÄNKE - BANC

The benches can be made in customized sizes and colors.

Possono essere realizzate in grandezze e colorazioni personalizzate.

Können in individuellen Größen und Farben hergestellt werden.

Peuvent être réalisés dans des dimensions et des couleurs personnalisées.



SINTERED STONE INSTALLATION

POSA DELLA PIETRA
SINTERIZZATA
FEINSTEINZEUG INSTALLATION
INSTALLATION DU GRÈS CÉRAMÉ

LAYING ON SCREED WITH ADHESIVE

Posa su massetto con colla
Verlegung auf Estrich mit Kleber
Pose sur chape avec adhésif



INSTALLATION WITH EASY PAVING

Posa con EASY PAVING
Verlegung mit EASY PAVING
Pose avec EASY PAVING



DRY LAYING ON GRASS

Posa a secco su Erba
Trockenverlegung auf Rasen
Pose à sec sur Herbe



LAYING ON WET SAND WITH CEMENT

Posa fresco su fresco sabbia misto cemento
Verlegung auf nassen Sand mit Zement
Pose sur chappe maigre



VENTILATED FAÇADES INSTALLATION

Installazione di facciate ventilate
Installation von belüfteten Fassaden
Installation de façades ventilées



DRY LAYING ON SAND / GRAVEL

Posa a secco su Sabbia / Ghiaia
Trockenverlegung auf Sand / Kies
Pose à sec sur Sable / Gravier



RAISED LAYING WITH SUPPORT

Posa sopraelevata con supporto
Verlegung auf Stelzlager
Pose surélevée avec support



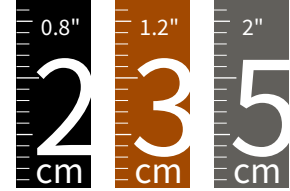
STRATI INSTALLATION

Installazione di STRATI
Installation von STRATI
Installation de STRATI



DRY-LAY INSTALLATION ON GRASS

POSA A SECCO IN APPOGGIO SU ERBA
TROCKENE VERLEGUNG DURCH AUFLAGE AUF HERBE
POSE À SEC EN APPUI SUR L'HERBE



DESTINATIONS - DESTINAZIONI - ZIELE - DESTINATIONS

- **Driveways**
Vialetti carrabili
Einfahrten
Allées
- **Commercial areas**
Aree commerciali - Gewerbeflächen
- Zones commerciales
- **Terraces**
Terrazze - Terrassen - Terrasses
- **Garden, courtyard or patio**
Giardino, cortile, patio - Garten oder Hof - Jardin, cour, patio

ADVANTAGES - VANTAGGI - VORTEILE - AVANTAGES

- **Easy to install**
Facile da installare
Einfach zu installieren
Facile à installer
- **Easy maintenance**
Manutenzione facilitata
Einfache Wartung
Entretien facile
- **Reusable and replaceable**
Riutilizzabile e sostenibile
Wiederverwenden und austauschbar
Réutilisable et remplaçable
- **Draining surface**
Superficie drenante
Oberfläche entleeren - Surface drainante
- **Inspectable**
Ispezionabile
Inspizierbar
Inspectable
- **Immediately usable**
Immediatamente utilizzabile
Sofort benutzbar
Immédiatement utilisable



In public zones or private gardens, in the presence of lawn slabs, they can be laid dry on top of grass without using any adhesives. This allows you to change the flooring at any time and to reuse the same slabs several times. Dry laying does not require the intervention of specialized professionals and is immediately walkable.

In presenza di fondi erbosi, sia in abitazioni private che in aree pubbliche, le lastre vengono posate a secco sul basamento senza l'utilizzo di collanti edilizi. Ciò permette di modificare le pavimentazioni in qualsiasi momento e di riutilizzare le stesse lastre più volte. La posa a secco non richiede l'intervento di professionisti specializzati e risulta immediatamente calpestabile.

Bei Rasenflächen in privaten oder öffentlichen Gärten werden die Platten trocken auf dem Untergrund, ohne Verwendung von Bauklebern, verlegt. Auf diese Weise können die Böden jederzeit geändert und die selben Platten mehrmals wiederverwendet werden. Für die Trockenverlegung werden keine Fachleute benötigt und der Boden ist sofort begehbar.

En présence d'herbe, dans les jardins privés ou dans les zones publiques, les dalles sont posées à sec sur la base sans colles techniques. Cela permet de modifier les pavages à tout moment et de réutiliser les dalles plusieurs fois. La pose à sec n'exige pas l'intervention de spécialistes et elle est immédiatement praticable.

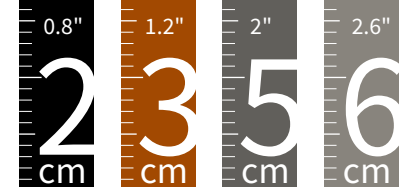


DRIVE-OVER FOR SLABS WITH 3, 5 CM (1.2", 2") THICKNESS
CARRABILE PER LASTRE DI 3, 5 CM DI SPESSORE
ÜBERFAHREN FÜR PLATTEN MIT 3, 5 CM DICKE
CARROSSABLE POUR LES DALLES D'ÉPAISSEUR DE 3, 5 CM



VIDEO

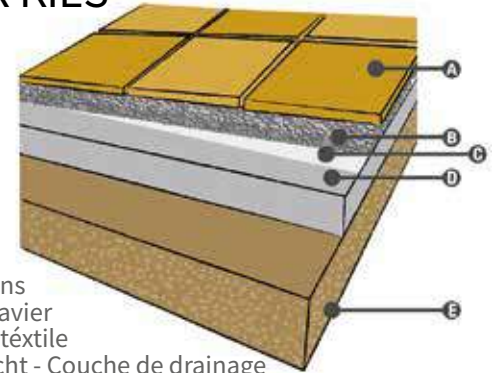
DRY-LAY INSTALLATION ON SAND OR GRAVEL



POSA A SECCO IN APPOGGIO SU SABBIA O GHIAIA
TROCKENE VERLEGUNG DURCH AUFLAGE AUF SAND ODER KIES
POSE À SEC EN APPUI SUR SABLE OU GRAVIER



EXAMPLE OF LAYING ON GROUND
ESEMPIO DI POSA SU TERRENO
BEISPIEL FÜR DAS AUFLEGEN AUF DEM BODEN
EXEMPLE DE POSE AU SOL



- A: Slabs with Cross Spacer** - Lastre con Crocette - Platte mit Kreuzabstandhalter - Dalles avec Croisillons
- B: Sand/Gravel** - Sabbia/Ghiaia - Sand/Kies - Sable/Gravier
- C: Non-woven fabric** - Geotessuto - Geogewebe - Geo-téxile
- D: Drainage layer** - Strato di drenaggio - Drainageschicht - Couche de drainage
- E: Soil** - Terreno - Boden - Sol

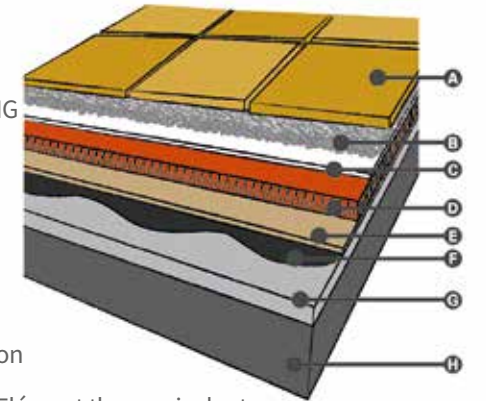
The slabs can be laid dry without the need adhesives. This means the slabs are easily levelled out on top of the sand/gravel and are ready for use immediately afterwards. This allows users to change the paving at any time or reuse the same material several times, even in different locations.

Le lastre si possono posare a secco senza l'utilizzo di collanti edili. Ciò permette di assestare e livellare velocemente la lastra sulla sabbia/ghiaia risultando immediatamente calpestabile. Questo metodo permette di modificare il disegno di posa in qualsiasi momento o di riutilizzare le stesse lastre più volte anche in contesti diversi.

Die Platten können ohne Klebstoffe trocken verlegt werden. Dadurch lassen sich die Platten einfach auf dem Sand/Kies nivellieren und sind danach sofort einsatzbereit. So kann der Nutzer den Belag jederzeit wechseln oder das gleiche Material mehrmals wiederverwenden, auch an unterschiedlichen Orten.

Les dalles peuvent être posées à sec sans avoir besoin de colles. Cela signifie que les dalles sont facilement nivelées sur le sable/gravier et sont prêtes à l'emploi immédiatement après. Cela permet aux utilisateurs de changer de pavage à tout moment ou de réutiliser plusieurs fois le même matériau, même à des endroits différents.

EXAMPLE OF LAYING ON FLAT COVERING
ESEMPIO DI POSA SU COPERTURA PIANA
BEISPIEL FÜR DIE VERLEGUNG DER FLACHEN ABDECKUNG
EXEMPLE DE POSE SUR REVÊTEMENT PLAT



- A: Slabs with Cross Spacer** - Lastre con Crocette - Platte mit Kreuzabstandhalter - Dalles avec Croisillons
- B: Ballast layer of gravel**
Strato di zavorramento in ghiaia - Beschwerungsschicht aus Kies - Couche de lestage dans le gravier
- C: Separation layer**
Strato di separazione - Trennschicht - Couche de séparation
- D: Thermal insulation element**
Elemento termoisolante - Wärmedämmendes Element - Élément thermo-isolant
- E: Vapour barrier** - Barriera al vapore - Dampfsperre - Barrière à la vapeur
- F: Waterproof layer** - Manto impermeabile - Undurchlässige Schicht - Revêtement imperméable
- G: Sloping screed** - Massetto di pendenza - Estrich mit Gefälle - Chape d'inclinaison
- H: Floor** - Solaio - Decke - Plancher

The laying solutions are merely indicative. Soluzioni di posa puramente indicative.
Rein beispielsweise Verlegelösungen. Solutions de pose purement indicatives.



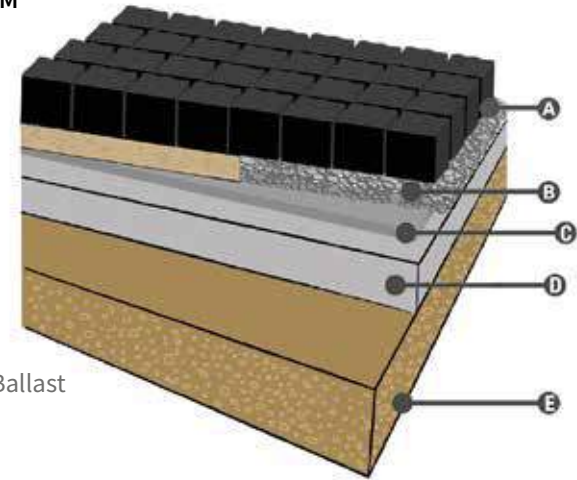
DRIVE-OVER FOR SLABS WITH 3, 5, 6 CM (1.2", 2", 2.4") THICKNESS
CARRABILE PER LASTRE DI 3, 5, 6 CM DI SPESSORE
ÜBERFAHREN FÜR PLATTEN MIT 3, 5, 6 CM DICKE
CARROSSABLE POUR LES DALLES D'ÉPAISSEUR DE 3, 5, 6 CM





EXAMPLE OF LAYING ON GROUND OF 6 CM
 ESEMPIO DI POSA SU TERRENO DEL 6 CM
 BEISPIEL FÜR DIE VERLEGUNG AUF 6 CM
 EXEMPLE DE POSE SUR LE SOL DE 6 CM

- A: 6 CM**
- B: Sand/gravel**
Sabbia/ghiaia - Sand/Kies - Sable/gravier
- C: Screed with electrowelded mesh**
Massetto con rete elettrosaldata
Estrich mit Elektroschweißgitter
Chape avec treillis électrosoudé
- D: Roadbed** - Massiccata - Straßenbett - Ballast
- E: Soil** - Terreno - Boden - Sol



DESTINATIONS - DESTINAZIONI - ZIELE - DESTINATIONS

- **Driveways**
Vialetti carrabili
Einfahrten
Allées
- **Residential areas**
Aree residenziali
Wohngebiete
Aires résidentielles
- **Commercial areas**
Aree commerciali - Gewerbeflächen
- Zones commerciales
- **Terraces**
Terrazze - Terrassen - Terrasses
- **Garden, courtyard or patio**
Giardino, cortile, patio - Garten oder Hof - Jardin, cour, patio

ADVANTAGES - VANTAGGI - VORTEILE - AVANTAGES

- **Easy to install**
Facile da installare
Einfach zu installieren
Facile à installer
- **Easy maintenance**
Manutenzione facilitata
Einfache Wartung
Entretien facile
- **Reusable and replaceable**
Riutilizzabile e sostenibile
Wiederverwen und austauschbar
Réutilisable et remplaçable
- **Draining surface**
Superficie drenante
Oberfläche entleeren - Surface drainante
- **Inspectable**
Ispezionabile
Inspizierbar
Inspectable
- **Immediately usable**
Immediatamente utilizzabile
Sofort benutzbar
Immédiatement utilisable



LAYING ON SCREED WITH ADHESIVE

POSA SU MASSETTO CON COLLA
MIT KLEBSTOFF AUF DEN ESTRICH LEGEN
POSE SUR CHAPE AVEC COLLE



DESTINATIONS - DESTINAZIONI - ZIELE - DESTINATIONS

- **Driveways**
Vialetti carrabili - Einfahrten - Allées
- **Pool sides**
Bordi piscina - Poolseiten - Côté piscine
- **Terraces**
Terrazze - Terrassen - Terrasses
- **Car parking**
Parcheggi - Parkplatz - Parking
- **Residential areas**
Aree residenziali - Wohngebiete - Aires résidentielles
- **Commercial areas**
Aree commerciali - Gewerbeflächen - Zones commerciales
- **Outdoor stairs**
Scale esterne - Außentreppen - Escaliers extérieurs
- **Garage ramps**
Rampe garage - Garagenrampen - Rampes de garage

ADVANTAGES - VANTAGGI - VORTEILE - AVANTAGES

- **Maximum stability over time**
Massima stabilità nel tempo
Maximale Stabilität über die Zeit
Stabilité maximale dans le temps
- **Ideal for driveways**
Ideale per superfici carrabili
Ideal für Einfahrten
Idéal pour les allées
- **Ideal for intense pedestrian circulation**
Ideale per circolazioni pedonali intense
Ideal für eine intensive Fußgängerzirkulation
Idéal pour une circulation piétonne intense



The advanced technical features of the sintered stone collections, combined with an adhesive laying technique on screed, allow users to create perfectly stable and exceptionally hard-wearing surfaces. The slabs used with this solution can withstand both moving and parked vehicles. Ideal for heavily frequented areas, in particular for squares, pavements, or ramps. Expansion joints are necessary and joints must be filled with cementitious grout.

Le elevate caratteristiche tecniche delle collezioni in pietra sinterizzata combinate alla soluzione di posa a colla su massetto permettono di generare superfici perfettamente stabili ed eccezionalmente resistenti. Le lastre utilizzate con questa soluzione sono in grado di sopportare il passaggio e la sosta di autoveicoli. Ideali per tutte le strutture urbane molto frequentate quali piazze, marciapiedi o rampe. Sono necessari i giunti di dilatazione e le fughe tra le lastre devono essere riempite con stucco cementizio.

Die fortschrittlichen technischen Merkmale der Feinsteinzeugkollektionen in Kombination mit einer klebenden Verlegetechnik auf Estrich ermöglichen es dem Benutzer, perfekt stabile und außergewöhnlich strapazierfähige Oberflächen zu schaffen. Die mit dieser Lösung verwendeten Platten können sowohl fahrenden als auch geparkten Fahrzeugen standhalten. Ideal für stark frequentierte Bereiche, insbesondere für Plätze, Gehwege oder Rampen. Dehnungsfugen sind notwendig und Fugen müssen mit Zementmörtel gefüllt werden.

Les caractéristiques techniques avancées de la collection en grès cérame combinées avec la solution de pose adhésive sur la chape, elles permettent de créer surfaces parfaitement stables et exceptionnellement résistantes. Les dalles utilisées avec cette solution-ci, elles peuvent soutenir le passage et l'arrêt de voitures. Idéales pour toutes les structures urbaines souvent fréquentées comme places, trottoirs ou rampes. Les jointures sont nécessaires et elles doivent être jointoyées avec ciment.



DRIVE-OVER FOR SLABS WITH 2, 3, 5, 6 CM (0.8", 1.2", 2", 2.4") THICKNESS
CARRABILE PER LASTRE DI 2, 3, 5, 6 CM DI SPESSORE
ÜBERFAHREN FÜR PLATTEN MIT 2, 3, 5, 6 CM DICKE
CARROSSABLE POUR LES DALLES D'ÉPAISSEUR DE 2, 3, 5, 6 CM

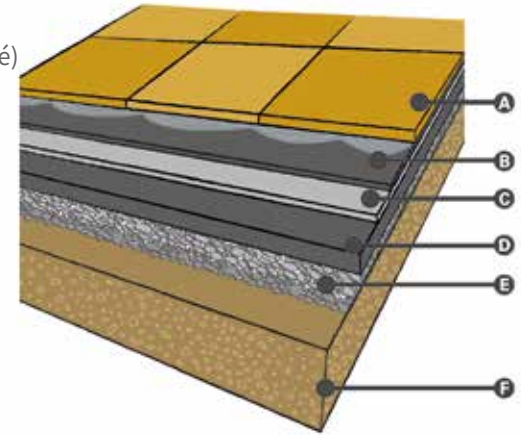




EXAMPLE OF LAYING ON GROUND

ESEMPIO DI POSA SU TERRENO
 BEISPIEL FÜR DAS AUFLEGEN AUF DEM BODEN
 EXEMPLE DE POSE AU SOL

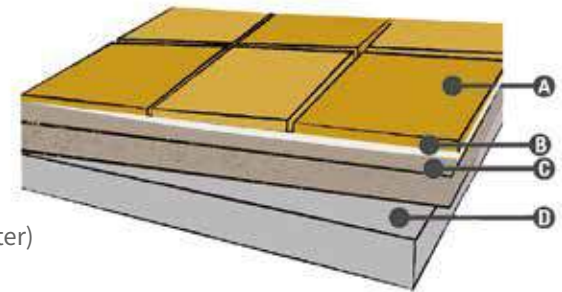
- A: Slab laid with adhesive** - Lastra posata con collante
 - Platte mit Kleber verlegt - Dalle posé avec de la colle
- B: Leveling concrete screed (may include electro welded mesh)** - Caldana livellante (eventuale rete elettrosaldada)
 Betonestrich (eventuelles Bewehrungsgitter)
 Chape en béton (éventuel grillage électrosoudé)
- C: Reinforcement layer** - Strato di rinforzo
 Verstärkungsschicht - Couche de renfort
- D: Concrete screed**
 Massetto in calcestruzzo - Betonestrich
 - Chape en béton
- E: Loose stone foundation (gravel)**
 Vespaio (ghiaia) - Hohraum (Kies)
 Guide sanitaire (gravier)
- F: Soil** - Terreno - Erdreich - Terrain



EXAMPLE OF LAYING ON SCREED

ESEMPIO DI POSA SU MASSETTO
 BEISPIEL FÜR DAS AUFLEGEN AUF SCREED
 EXEMPLE DE POSE SUR SCREED

- A: Slab** - Lastra - Platte - Dalle
- B: Adhesive** - Colla - Kleben - Colle
- C: Leveling concrete screed (may include electro welded mesh)**
 Caldana livellante (eventuale rete elettrosaldada)
 Betonestrich (eventuelles Bewehrungsgitter)
 Chape en béton (éventuel grillage électrosoudé)
- D: Structural screed** - Massetto strutturale
 - Strukturestrich - Chape structurelle



The laying solutions are merely indicative. Soluzioni di posa puramente indicative.
 Rein beispielsweise Verlegelösungen. Solutions de pose purement indicatives.

LAYING ON WET SAND WITH CEMENT

POSA FRESCO SU FRESCO CON SABBIA MISTO CEMENTO
MIT ZEMENT AUF NASSEN SAND LEGEN
POSE SUR SABLE MOUILLE AVEC CIMENT



DESTINATIONS - DESTINAZIONI - ZIELE - DESTINATIONS

- **Driveways**
Violetti carrabili - Einfahrten - Allées
- **Pool sides**
Bordi piscina - Poolseiten - Tour de piscine
- **Terraces**
Terrazze - Terrassen - Terrasses
- **Car parking**
Parcheggi - Parkplatz - Parking
- **Residential and commercial areas**
Aree residenziali e commerciali - Wohngebiete und Gewerbeflächen - Aires résidentielles et commerciales
- **Garage ramps**
Rampe garage - Garagenrampen - Rampes de garage

ADVANTAGES - VANTAGGI - VORTEILE - AVANTAGES

- **Maximum stability over time**
Massima stabilità nel tempo - Maximale Stabilität über die Zeit - Stabilité maximale dans le temps
- **Ideal for intense pedestrian circulation**
Ideale per circolazioni pedonali intense - Ideal für eine intensive Fußgängerzirkulation - Idéal pour une circulation piétonne intense

The slabs are laid on a base of sand mixed with cement. This technique guarantees the slabs long term stability and their vehicle accessibility. It also allows to lay the slabs straight on the floor screed avoiding the high costs of the levelling screed arrangements. Expansion joints are necessary and joints must be filled with cementitious grout.

Le lastre vengono posate su una base di sabbia mista a cemento, questa tecnica garantisce la stabilità delle lastre a lungo termine e la carrabilità. Inoltre permette di posare le lastre direttamente su massetto evitando i costi elevati di predisposizione della caldana. Sono necessari i giunti di dilatazione e le fughe tra le lastre devono essere riempite con stucco cementizio.

Die Platten werden auf eine mit Zement vermischte Sandbasis gelegt. Diese Technik garantiert die Langzeitstabilität der Platten und ihre Zugänglichkeit für Fahrzeuge. Es ermöglicht auch, die Platten gerade auf den Estrich zu legen, wodurch die hohen Kosten der Nivellierestrichanordnungen vermieden werden. Dehnungsfugen sind notwendig und Fugen müssen mit Zementmörtel gefüllt werden.

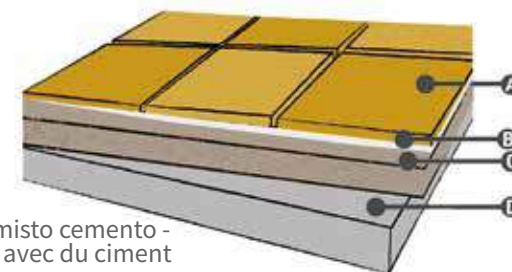
Les dalles sont posées sur une base de sable mixée avec du ciment, cette technique-ci garantie la stabilité des allées à long temps et sa caractéristique carrossable. De plus elle permet de poser les dalles directement sur la chape, en évitant coûts élevés pour niveler. Les jointures sont nécessaires et elles doivent être jointoyes avec ciment.



EXAMPLE OF LAYING ON SCREED

ESEMPIO DI POSA SU MASSETTO
BEISPIEL FÜR DAS AUFLEGEN AUF SCREED
EXEMPLE DE POSE SUR SCREED

- A Slab** - Lastra - Platte - Dalle
- B Adhesive** - Colla - Kleben - Colle
- C Sand with cement levelling screed** - Sabbia misto cemento - Sand mit Zementausgleichsestrich - Sable mixée avec du ciment
- D Structural screed** - Massetto strutturale - Strukturestrich - Chape structurelle



The laying solutions are merely indicative. Soluzioni di posa puramente indicative. Rein beispielsweise Verlegelösungen. Solutions de pose purement indicatives.



DRIVE-OVER FOR SLABS WITH 2, 3, 5, 6 CM (0.8", 1.2", 2", 2.4") THICKNESS
CARRABILE PER LASTRE DI 2, 3, 5, 6 CM DI SPESSORE
ÜBERFAHREN FÜR PLATTEN MIT 2, 3, 5, 6 CM DICKE
CARROSSABLE POUR LES DALLES D'ÉPAISSEUR DE 2, 3, 5, 6 CM




RAISED LAYING WITH SUPPORT

POSA SOPRAELEVATA CON SUPPORTO
ERHÖHTE LAGE MIT UNTERSTÜTZUNG
POSE SURÉLEVÉE AVEC SUPPORTS



ADVANTAGES - VANTAGGI - VORTEILE - AVANTAGES



- **Excellent for hiding equipment**
Ottimo nascondiglio per impianti
Hervorragendes Versteck für Leitungen und Anlagen
Excellente cachette pour installations




- **Always a flat floor and easily accessible**
Pavimento piano e facilmente ispezionabile
Fußboden immer eben und leicht zugänglich
Pavement toujours plat et facile à inspecter



- **Better thermal and acoustic insulation**
Migliore isolamento termico e acustico
Bessere Wärme- und Schalldämmung
Meilleure isolation thermique et acoustique



- **Absorption of structural movements**
Ottimo assorbimento delle dilatazioni
Hervorragendes Auffangen von Spannungen
Excellente absorption des dilatations



- **Fast installation**
Velocità di posa in opera
Schnelles Verlegen
Rapide à poser



- **Exceptional load bearing strength**
Forte resistenza ai pesi
Hoher Widerstand gegen Belastungen
Forte resistance aux poids



- **Significant reduction in weight**
Significativa diminuzione del peso
Signifikante Gewichtsverminderung
Diminution significative du poids



- **Quick water drainage**
Rapido deflusso dell'acqua
Schnelles Abfließen des Wassers
Rapide écoulement de l'eau



- **Ecological and clean**
Ecologia e pulizia
Ökologisch und sauber
Ecologie et propreté



Floating paving is composed by a series of modular and adjustable supports, that easily and safely adapt to all paving types. Designed to guarantee an homogeneous surface, without bringing radical changes to the existing structure, as well as to eliminate humidity problems, water infiltrations, passage of electric cables and pipes, floating paving solutions allow easy and quick inspections and rainwater efficient drainage.

Il pavimento sopraelevato è composto da una serie di supporti modulari, che con semplicità e sicurezza si adatta ad ogni tipo di superficie. Ideata per garantire sempre una pavimentazione omogenea, senza apportare interventi radicali alla struttura preesistente ed eliminare i problemi di umidità, infiltrazioni d'acqua, passaggio di cavi o tubi, permettendo una facile e veloce ispezionabilità e un efficace smaltimento delle acque meteoriche.

Schwimmende Verlegung besteht aus einer Reihe von modularen und verstellbaren Stützen, die so einfach sind und sich sicher an alle Flächen anpassen. Entwickelt, um eine homogene Oberfläche zu schaffen, ohne radikale Änderungen an der bestehenden Struktur, sowie zu beseitigen Feuchtigkeitsprobleme, Wasserinfiltrationen, Durchführen von elektrischen Kabeln und Rohren, schwimmend Verlegung ermöglichen einfache und schnelle Inspektionen und eine effiziente Entwässerung des Regenwassers.

Le dallage surélevé est composé par une série de supports modulaires, qui, avec simplicité et sécurité, s'adaptent à chaque type de surface. Idée pour garantir toujours un dallage uniforme, sans apporter des modifications radicales à la structure préexistante et éliminer les problèmes d'humidité, d'infiltration de l'eau, de passage de câbles et tuyau, en permettant une inspection rapide et facile et un drainage de l'eau de pluie efficace.

DESTINATIONS - DESTINAZIONI - ZIELE - DESTINATIONS

- Residential areas
Aree residenziali - Wohngebiete
Aires résidentielles
- Commercial areas
Aree commerciali - Gewerbeflächen
Zones commerciales
- Terraces
Terrazze - Terrassen - Terrasses
- Garden, courtyard or patio
Giardino, cortile, patio
Garten oder Hof
Jardin, cour, patio



EXAMPLE OF RAISED LAYING

ESEMPIO DI POSA SOPRAELEVATA
BEISPIEL FÜR ERHÖHTE VERLEGUNG
EXEMPLE DE POSE SURÉLEVÉE AVEC SUPPORT

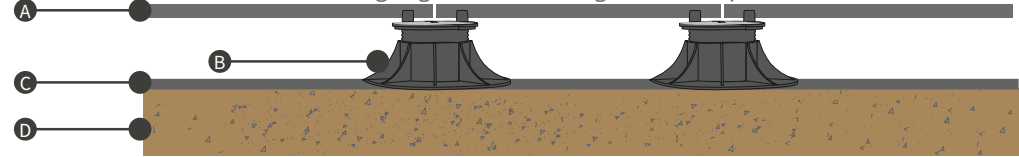
A: Slabs - Lastre - Platte - Dalles

B: Adjustable/fixed supports - Supporto regolabile/fisso - Verstellbare/feste Stützen
- Support réglable/fixe

C: Waterproof sheath - Guaina impermeabile - Wasserdichte Hülle - Gaine imperméable

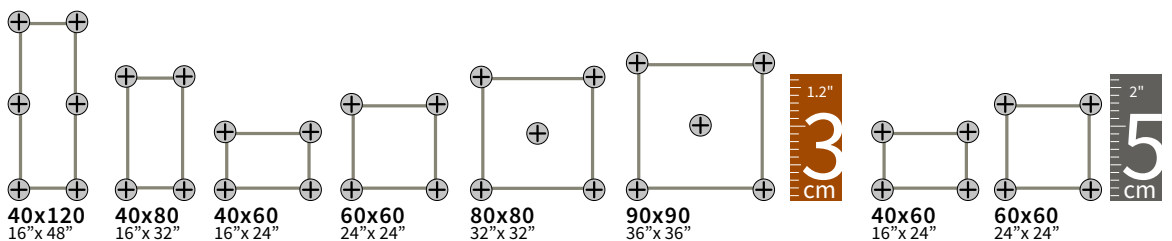
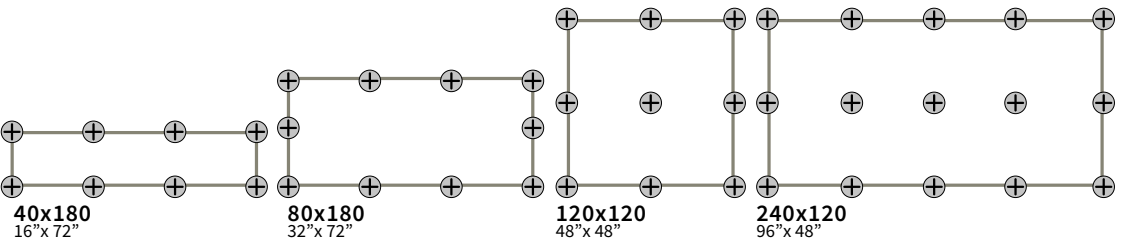
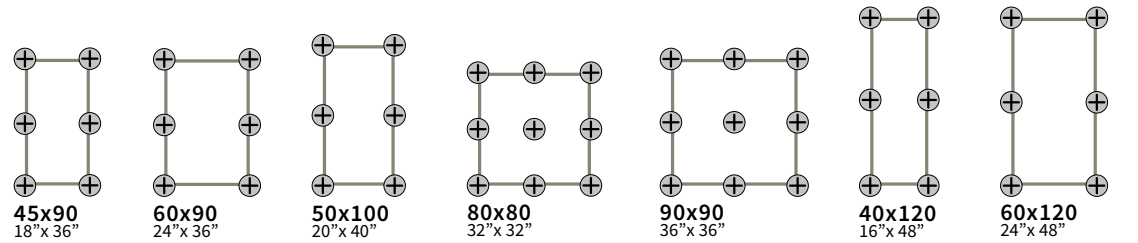
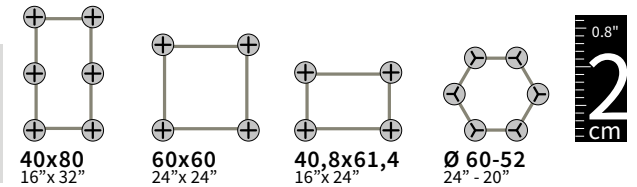
D: Screed with maximum slope of 5% - Pavimentazione con pendenza massima 5%

Estrich mit einer maximalen Neigung von 5% - Dallage avec une pente de 5% maximum



INSTALLATION ADVICE

CONSIGLI DI POSA - RATSCHLAG - EXEMPLE DE POSE



The proposed diagrams and indications are purely indicative of the type of application: please refer to the specific regulations in force in your country in order to lay the floor to the highest technical standards.

Le soluzioni di applicazione e le indicazioni proposte sono puramente indicative: si prega di fare riferimento alle normative specifiche in vigore nel proprio paese per realizzare una pavimentazione a regola d'arte e in sicurezza.

Die vorgeschlagenen Diagramme und Angaben geben lediglich Aufschluss über die Art der Anwendung: Bitte beachten Sie die in Ihrem Land geltenden spezifischen Vorschriften, um den Boden nach den höchsten technischen Standards zu verlegen.

Les solutions d'application et les indications proposées sont purement indicatives: merci de vous référer aux normes spécifiques en vigueur dans votre pays pour créer un dallage aux règles de l'art et sécurité.

SUPPORTS

SUPPORTI - STÜTZEN - PLOTS

ADJUSTABLE FIXED HEAD SUPPORT

PIEDINI TESTA FISSA - PLATTENLAGER VERSTELLBAR - PLOT REGLABLE FIXE



NM1	NM2	NM3	NM4	NM5
2,5 - 4 cm 1" - 1.6"	4 - 7 cm 1.6" - 2.7"	6 - 10 cm 2.4" - 3.9"	9 - 16 cm 3.6" - 6.3"	15 - 27 cm 5.9" - 10.6"

ADJUSTABLE SELF-LEVELING SUPPORT

PIEDINI TESTA MOBILE - PLATTENLAGER VERSTELLBAR - PLOT REGLABLE AUTONIVELANT



SE0	SE1	SE2	SE3	SE4	SE5
2,8 - 3,8 cm 2.8" - 3.8"	3,75 - 5 cm 3.75" - 5"	5 - 7,5 cm 5" - 7.5"	7,5 - 12 cm 7.5" - 12"	12 - 17 cm 12" - 17"	17 - 21,5 cm 17" - 21.5"

FIXED SUPPORT / STAR T / CROSS SUPPORT

SUPPORTO FISSO/STAR T/CROCETTE - PLATTENLAGER FIXE/STAR T/
KREUZFUGENAUFAGER - PLOT FIXE/STAR T/ECARTEUR



EH15	STAR T	CROCETTE	UPPER EDGE CLIP	LOWER EDGE CLIP	SIDE CLIP	KEY
1,5 cm 0.6"	1 - 1,5 cm 0.4" - 0.6"	-	-	-	-	-



ADJUSTMENT KEY

CHIAVE DI REGOLAZIONE - REGULIERUNGSSCHLÜSSEL - CLEF DE REGLAGE

Adjustable supports offer many solutions to compensate any surface small imperfections and high slopes, in order to create pavings that are always levelled and stable. The exclusive adjustment key adjusts supports (and consequently the overlying floor) even in case of finished floor, without lifting it.

I supporti regolabili offrono molteplici soluzioni per compensare piccole imperfezioni e grandi pendenze di qualsiasi piano di posa così da realizzare sempre pavimentazioni perfettamente stabili e piane. L'esclusiva chiave di regolazione, permette la regolazione dei supporti (e conseguentemente del pavimento soprastante) anche a pavimento finito evitando pertanto di doverlo sollevare.

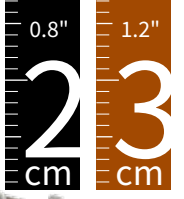
Die einstellbaren Stützen bieten zahlreiche Lösungen, um kleine Unregelmäßigkeiten und große Neigungen jeder beliebigen Auflagefläche auszugleichen, so dass immer perfekt stabile und ebene Bodenbeläge entstehen. Der exklusive Regulierungsschlüssel ermöglicht die Einstellung der Stützen (und damit des darüber liegenden Fußbodens) auch nachdem der Bodenbelag fertig ist, wodurch sein Anheben vermieden wird.

Les supports réglables offrent de multiples solutions pour compenser les petites imperfections et les grandes déclivités de n'importe quelle surface de pose de façon à toujours réaliser des pavements parfaitement stables et plats. La clef de réglage exclusive permet de régler les supports (et donc le revêtement du dessus) même lorsque le pavement est terminé si bien qu'il n'est plus nécessaire de le soulever.

EASY PAVING

THE NEW INSTALLATION SYSTEM

IL NUOVO SISTEMA DI INSTALLAZIONE
 DAS NEUE VERLEGESYSTEM
 LE NOUVEAU SYSTÈME D'INSTALLATION



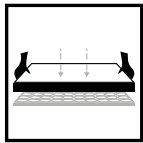
A product by NATURA ESTERNO, designed to ease the laying of sintered stone paving with 40x80 cm slabs in two different thicknesses: 2 and 3 cm. The product is made of 100% postconsumer recycled plastic and it is 100% recyclable after its use. The dry laying simplifies and speeds up installation which does not require glue or concrete. Its structure was designed to avoid chipping and keep the joint thickness constant along the entire paving, without the use of spacers.

Un prodotto di NATURA ESTERNO, ideato per facilitare la posa di pavimentazioni in pietra sinterizzata con lastre 40x80 cm in due diversi spessori: 2 e 3 cm. Il prodotto è composto al 100% da plastica riciclata post consumo ed è riciclabile al 100% dopo il suo utilizzo. La posa in appoggio semplifica e velocizza l'installazione che non necessita di colla o cemento. La sua struttura è stata ideata per evitare sbecchature e mantenere la fuga costante lungo tutta la pavimentazione, senza l'ausilio di distanziatori.


Ein Produkt von NATURA ESTERNO das entwickelt wurde, um das Verlegen von Feinsteinzeug in den Maß 40x80 in den Stärken 2 und 3 cm zu erleichtern. Das Produkt besteht zu 100% aus recyceltem Kunststoff und ist nach seiner Verwendung vollständig recycelbar. Die Trockenverlegung vereinfacht und beschleunigt die Installation, weil zum Beispiel keinerlei Kleber eingesetzt werden muss. Seine Struktur wurde entwickelt, um Abplatzungen zu vermeiden und um die Fugenbreite konstant zu halten, ohne dass Abstandhalter verwendet werden müssen.

Le Easy Paving est conçu par NATURA ESTERNO, pour simplifier la pose des dalles en grès cérame format 40x80 cm, Ép. 2 et 3 cm. C'est un produit fabriqué avec du plastique recyclé à 100% postconsommation et peut être réutilisé. La pose en appui simplifie sa mise en oeuvre sans devoir utiliser de la colle ni faire usage de ciment. Sa structure est réalisée non seulement pour éviter les ébréchantures mais aussi pour assurer un drainage constant sans faire usage de joints de carrelage.





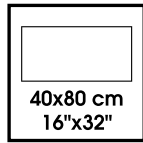
LAYING
INSTALLATION
POSA IN
APPOGGIO
VERLEGEANLEITUNG
INSTALLATION
A MÈME LE SOL



EASY TO LAY
FACILE DA
POSARE
EINFACHE
VERLEGUNG
FACILE A
INSTALLER



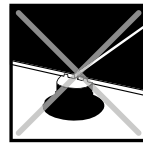
NO GLUE AND
CONCRETE
SENZA COLLA O
CEMENTO
OHNE KLEBER ODER
ZEMENT
SANS COLLE OU CIMENT



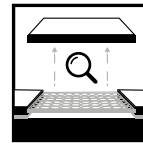
40X80 CM
SLABS
LASTRE
PLATTEN
DALLES



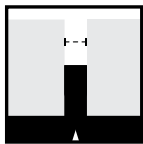
ECO-FRIENDLY
ECOLOGICO
UMWELTFREUNDLICH
ÉCOLOGIQUE



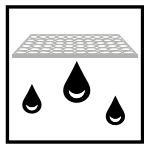
PEDESTALS NOT
REQUIRED
EVITA L'USO DI PIEDINI
SOCKET WERDEN NICHT
BENÖTIGT
SANS PLOTS OU JOINTS



EASY TO REMOVE
FACILMENTE
REMOVIBILE EINFACH
ZU ENTFERNEN
FACILE À ENLEVER



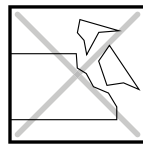
CONSTANT JOINT
THICKNESS
FUGA COSTANTE
KONSTANTE
UGENBREITE
PRODUIT JOINTOYÉ



DRAINING
DRENANTE
ENTWÄSSERND
DRAINAGE



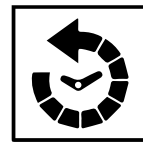
SOUND
ABSORBING
FONOASSORBENTE
SCHALLABSORBIEREND
PHONOABSORBANT




AVOIDS
CHIPPING
EVITA SBECCATURE
VERMEIDET
ABPLATZUNGEN
PAS D'ÉCAILLAGE




COMFORTABLE
PAVING
PAVIMENTO
CONFORTEVOLE
KOMFORTABLER TRITT
PAVAGE CONFORTABLE



REUSABLE
RIUTILIZZABILE
WIEDERVERWENDUNG
MÖGLICH
RÉ-UTILISABILITÉ



PATENT PENDING
IN ATTESA DI
BREVETTO PATENT
ANGEMELDET
BREVET EN COURS



VENTILATED FAÇADES

FACCIATE VENTILATE
BELÜFTETE FASSADEN
FAÇADES VENTILÉES

ADVANTAGES - VANTAGGI - VORTEILE - AVANTAGES



ENERGY SAVING

Risparmio energetico
Energieeinsparung
Économie d'énergie



THERMAL COMFORT

Comfort termico
Thermischer Komfort
Confort thermique



SELF-CLEANING

Autopulente
Selbstreinigend
Autonettoyant



TECHNICAL PERFORMANCE

Prestazioni tecniche
Technische Leistung
Performance technique



WEATHER-RESISTANT

Resistente alle intemperie
Wetterfest
Résistant aux intempéries



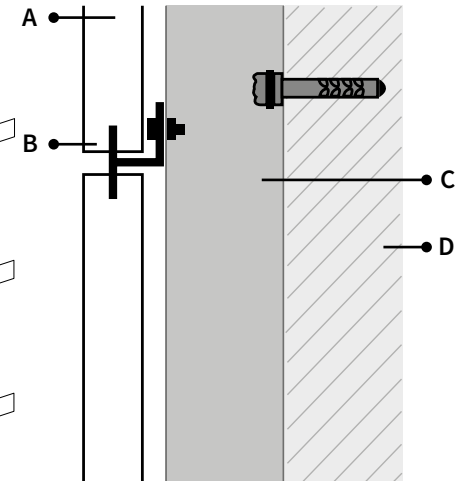
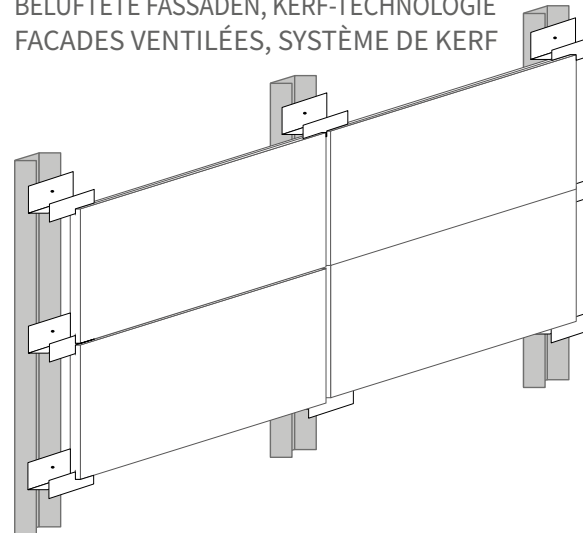
IDEAL FOR RENOVATIONS

Ideale per ristrutturazioni
Ideal für Renovierungen
Idéal pour les rénovations

0.8"
2
cm



VENTILATED FAÇADES, KERF SYSTEM FACCIATE VENTILATE, SISTEMA KERF BELÜFTETE FASSADEN, KERF-TECHNOLOGIE FACADES VENTILÉES, SYSTÈME DE KERF



- A:** Slab - Lastra - Platte - Dalle
- B:** Bracket - Staffa - Klammer - Support
- C:** Structure - Struttura - Struktur - Structure
- D:** Wall - Muro - Wand - Mur

The KERF technology applied to the 2 cm slabs allows the cladding to be anchored in total safety by means of brackets that allow the upper slab to be supported and prevent the one below from overturning. In addition to the obvious functional advantages, it allows to contain costs and guarantees greater impact resistance than other systems. Maximum recommended size 120x120x2 cm.

La tecnologia KERF applicata alle lastre di 2 cm permette l'ancoraggio in totale sicurezza del rivestimento mediante staffette che consentono di sostenere la lastra superiore ed impedire il ribaltamento di quella sottostante. Oltre agli evidenti vantaggi funzionali consente di contenere i costi e garantisce una maggiore resistenza all'urto rispetto ad altri sistemi. Dimensione massima consigliata 120x120x2 cm.

Die KERF-Technologie, die auf die 2-cm-Platten angewendet wird, ermöglicht eine absolut sichere Verankerung der Verkleidung mit Hilfe von Bügeln, die es ermöglichen, die obere Platte zu stützen und das Umkippen der darunter liegenden Platte zu verhindern. Neben den offensichtlichen funktionalen Vorteilen ermöglicht es eine Kosteneinsparung und garantiert eine höhere Stoßfestigkeit als andere Systeme. Maximal empfohlene Größe 120 x 120 x 2 cm.

La technologie KERF appliquée aux dalles de 2 cm permet d'ancrer le bardage en toute sécurité grâce à des équerres qui permettent de soutenir la dalle supérieure et d'éviter que celle du dessous ne se renverse. En plus des avantages fonctionnels évidents, il permet de contenir les coûts et garantit une plus grande résistance aux chocs que les autres systèmes. Taille maximale recommandée 120x120x2 cm.



NATURA ESTERNO STRATI INSTALLATION

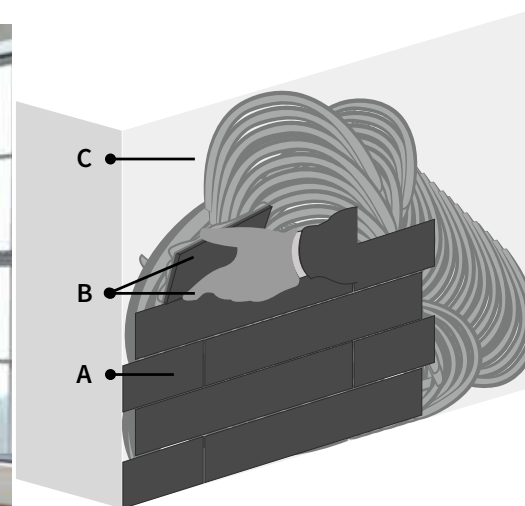
DESTINATIONS - DESTINAZIONI - ZIELE - DESTINATIONS

- Livingrooms
- Kitchens
- Bathrooms
- External walls
- Bedrooms
- Commercial areas
- Tavern
- Garage walls

NATURA ESTERNO STRATI sintered stone cladding slabs are extremely easy to install, in fact, they only require the use of a suitable adhesive. They are ideal for both outdoor and indoor environments

Les dalles de revêtement en pierre frittée NATURA ESTERNO STRATI

sont extrêmement faciles à installer, en effet, elles ne nécessitent que l'utilisation d'un adhésif approprié. Ils sont idéaux pour les environnements extérieurs et intérieurs.



A STRATI
B Adhesive - Colla - Klebstoff - Adhésif
C Wall - Muro - Wand - Mur

ADVANTAGES - VANTAGGI - VORTEILE - AVANTAGES



Natural touch sensation
Sensibilità tattile naturale
Natürliche Haptik
Naturel au toucher



Ecological
Ecologico
Ökologisch
Écologique



Wear resistance
Resistente all'usura
Verschleißfestigkeit
Résistance à l'usure



Easy to lay
Facile da posare
Einfach zu verlegen
Facile à poser



Stain resistant
Resistente a macchie
Schmutzabweisend
Résistant aux tâches



No frost
Ingelivo
Frostfest
Antigel



Natural stone reproduction
Come pietra naturale
Natursteinreproduktion
Comme pierre naturelle



Colors stable
Colori stabili
Farbsicher
Couleurs stables



Chemicals resistance
Resistente agli acidi
Beständig gegen Säuren
Résistant aux acides





Easy to clean
Facile da pulire
Pflegeleicht
Facile à nettoyer

TECHNICAL FEATURES - CARATTERISTICHE TECNICHE - TECHNISCHE MERKMALE - CHARACTERISTIQUES TECHNIQUES

		TECHNICAL FEATURES CARATTERISTICHE TECNICHE TECHNISCHE DATEN CARACTÉRISTIQUES TECHNIQUES	STANDARD NORMA NORM NORME	ESTABLISHED LIMITS LIMITI PREVISTI VORGEGEHENE GRENZWERTE LIMITES ÉTABLIES		1 CM	2 CM	3 CM	5 CM
REGULARITY REGOLARITÀ REGELMÄßIGKEIT RÉGULARITÉ		LENGHT AND WIDTH LUNGHEZZA E LARGHEZZA LÄNGE UND BREITE LONGUEUR ET LARGEUR	ISO 10545-2	± 0,6 %	± 2 mm				COMPLYING CONFORME ERFÜLLT CONFORME
		THICKNESS SPESSORE STÄRKE ÉPAISSEUR	ISO 10545-2	± 5,0 %	± 0,5 mm				COMPLYING CONFORME ERFÜLLT CONFORME
		RECTANGULARITY ORTOGONALITÀ RECHTWINKLIGKEIT PERPENDICULARITÉ	ISO 10545-2	± 0,5 %	± 2 mm				COMPLYING CONFORME ERFÜLLT CONFORME
		STRAIGHTNESS OF SIDES RETTILINEITÀ DEGLI SPIGOLI GERADLINIGKEIT DER KANTEN RECTITUDE DES ARETES	ISO 10545-2	± 0,5 %	± 1,5 mm				COMPLYING CONFORME ERFÜLLT CONFORME
		SURFACE FLATNESS PLANARITÀ EBENFLÄCHIGKEIT PLANEITE DE SURFACE	ISO 10545-2	± 0,5 %	± 2 mm				COMPLYING CONFORME ERFÜLLT CONFORME
STRUCTURAL STRUTTURALE STRUKTURELL STRUCTURAL		WATER ABSORPTION ASSORBIMENTO D'ACQUA WASSERAUFNAHME ABSORPTION D'EAU	ISO 10545-3		≤ 0,5 %				COMPLYING CONFORME ERFÜLLT CONFORME
		BREAKING STRENGTH SFORZO DI ROTTURA BRUCHLAST FORCE DE RUPTURE	ISO 10545-4	≥ 1300 N		≥ 1300 N	> 10000 N	* > 25000 N	> 67000 N
		MODULUS OF RUPTURE MODULO DI ROTTURA BIEGESTEIFIGKEIT MODULE DE RUPTURE			≥ 35 N/mm ²		≥ 40 N/mm ²		
	BREAKING LOAD CLASS CLASSE DI CARICO DI ROTTURA BRUCHBELASTUNG KATEGORIE CATÉGORIE DE CHARGE DE RUPTUR	EN 1339		VALUE DECLARED VALORE DICHIARATO ERKLÄRTER WERT VALEUR DÉCLARÉE	NA	* U 11	* U 30	U 30	
SURFACE SUPERFICIE OBERFLÄCHE SURFACE		ABRASION RESISTANCE RESISTENZA ALL'ABRASIONE ABRIEBFESTIGKEIT RESISTANCE A L'ABRASION	ISO 10545-6		≤ 175 mm ³				COMPLYING CONFORME ERFÜLLT CONFORME
			ISO 10545-7		CLASS DECLARED CLASSE DICHIARATA KLASSE ERKLÄRT CLASSE DÉCLARÉ				≥ 3
THERMAL HYGROMETRIC TERMO IGROMETRICHE THERMAL HYGROMETRISCH THERMIQUE HYGROMÉTRIQUE		LINEAR THERMAL-EXPANSION DILATAZIONE TERMICA LINEARE LINEARER WÄRMEAUSSDEHNUNG DILATATION THERMIQUE LINEAIRE	ISO 10545-8		VALUE DECLARED VALORE DICHIARATO ERKLÄRTER WERT VALEUR DÉCLARÉE				< 9*10 ⁻⁴ °C ⁻¹
		THERMAL SHOCK RESISTANCE RESISTENZA AGLI SBALZI TERMICI WIDERSTANDSFÄHIG BEI TEMPERATURSCHWANKUNGEN RÉSISTANCE AUX ÉCARTS DE TEMPÉRATURE	ISO 10545-9		TEST PASSED TEST SUPERATO TEST BESTANDEN TEST RÉUSSI				GUARANTEED GARANTITO GARANTIERT GARANTI
		FROST RESISTANCE RESISTENZA AL GELO FROSTFEST RÉSISTANCE AU GEL	ISO 10545-12		TEST PASSED TEST SUPERATO TEST BESTANDEN TEST RÉUSSI				GUARANTEED GARANTITO GARANTIERT GARANTI
CHEMICAL CHIMICA CHEMISCH CHIMIQUE		RESISTANCE TO CHEMICALS (ACIDS, BASES AND SALTS) RESISTENZA ALL'ATTACCO CHIMICO CHEMIKALIENBESTÄNDIGKEIT RESISTANCE A L'ATTAQUE CHIMIQUE	ISO 10545-13		UB MINIMUM UB MINIMO UB MINIMUM UB MINIMUM				GUARANTEED GARANTITO GARANTIERT GARANTI
		RESISTANCE TO STAINS RESISTENZA ALLE MACCHIE FLECKENBESTÄNDIGKEIT RESISTANCE AUX TACHES	ISO 10545-14		≥ 3				COMPLYING CONFORME ERFÜLLT CONFORME
LIGHT LUCE LICHT LUMIÈRE		COLOR RESISTANCE TO LIGHT EXPOSURE RESISTENZA DEI COLORI ALLA LUCE LICHTECHTHEIT DER FARBEN RÉSISTANCE DES COULEURS À LA LUMIÈRE	DIN 51094		NO NOTICEABLE COLOR MODIFICATIONS ASSENZA DI APPREZZABILI ALTERAZIONI DI COLORE KEIN SICHTBARE FÄRBERÄNDERUNGEN AUFWEISEN AUCUN ALTERATIONS APPRÉCIABLES DE COULEUR				COMPLYING CONFORME ERFÜLLT CONFORME
SAFETY SICUREZZA SICHERHEIT SÉCURITÉ		SKID RESISTANCE RESISTENZA ALLO SCIVOLAMENTO RUTSCHHEMMUNG RÉSISTANCE AU GLISSEMENT	DIN 51130		VALUE DECLARED VALORE DICHIARATO ERKLÄRTER WERT VALEUR DÉCLARÉE		R10 - R11		R11

		TECHNICAL FEATURES CARATTERISTICHE TECNICHE TECHNISCHE DATEN CARACTÉRISTIQUES TECHNIQUES	STANDARD NORMA NORM NORME	6 CM
STRUCTURAL STRUTTURALE STRUKTURELL STRUCTURAL		WATER ABSORPTION ASSORBIMENTO D'ACQUA WASSERAUFNAHME ABSORPTION D'EAU		< 0.30%
		INDIRECT TRACTION TRAZIONE INDIRETTA INDIREKTE TRAKTION TRACTION INDIRECTE	EN 1338	> 10 N/mm ²
		MONO-AXIAL COMPRESSION COMPRESSIONE MONOASSIALE MONOAXIALER DRUCK COMPRESSION MONOAXIALE		> 190 N/mm ²
SURFACE SUPERFICIE OBERFLÄCHE SURFACE		ABRASION RESISTANCE RESISTENZA ALL'ABRASIONE ABRIEBFESTIGKEIT RESISTANCE A L'ABRASION		< 20 mm
SAFETY SICUREZZA SICHERHEIT SÉCURITÉ		SKID RESISTANCE RESISTENZA ALLO SCIVOLAMENTO RUTSCHHEMMUNG RÉSISTANCE AU GLISSEMENT		> 60

CERTIFIED COMPANY - AZIENDA CERTIFICATA -
ZERTIFIZIERTES UNTERNEHMEN - ENTREPRISE CERTIFIÉE



COMPLIANT WITH STANDARDS EN 14411 AND ISO 13006 ANNEX G GROUP B1a WITH E ≤ 0,5 % * TECHNICAL VALUES REFERRED TO THE 60x60 cm SIZE
CONFORME ALLA NORMA EN 14411 E ISO 13006 APPENDICE G GRUPPO B1a CON E ≤ 0,5 % * VALORI TECNICI RIFERITI AL FORMATO 60x60 cm
PRODUZIERT NACH STANDARDS EN 14411 UND ISO 13006 ANHANG G GRUPPE B1a MIT E ≤ 0,5 % * TECHNISCHE WERTE BEZOGEN AUF DIE GRÖSSE 60X60 cm
CONFORME AUX NORMES EN 14411 ET ISO 13006 ANNEXE G GROUPE B1a AVEC ABSORPTION D'EAU ≤ 0,5 % * VALEURS TECHNIQUES POUR LA TAILLE 60x60 cm